



Flash Eurobarometer 474

Report

Perceived independence of the national justice systems in the EU among the general public

Fieldwork
January 2019
Publication
April 2019

Survey requested by the European Commission, Directorate-General for
Justice and Consumers

This document does not represent the point of view of the European Commission.
The interpretations and opinions contained in it are solely those of the authors.

Flash Eurobarometer 474 – Kantar Public



Flash Eurobarometer 474

Report

Perceived independence of the national justice systems in the EU among the general public

January 2019

Survey conducted by TNS political & social at the request of the European Commission,
Directorate-General for Justice and Consumers

Survey co-ordinated by the European Commission, Directorate-General for Communication
(DG COMM "Media Monitoring and Eurobarometer" Unit)

Project title	Flash Eurobarometer 474 - January 2019 "Perceived independence of the national justice systems in the EU among the general public" Report
Linguistic version	EN
Catalogue number	DS-03-19-278-EN-N
ISBN	978-92-76-02948-9 doi:10.2838/60311
© European Union, 2019	

<http://ec.europa.eu/commfrontoffice/publicopinion>

TABLE OF CONTENTS

INTRODUCTION	2
EXECUTIVE SUMMARY	4
I.PERCEIVED INDEPENDENCE OF COURTS AND JUDGES AMONG THE GENERAL PUBLIC	4
II.MAIN REASONS AMONG THE GENERAL PUBLIC FOR THE PERCEIVED INDEPENDENCE OF THE NATIONAL JUSTICE SYSTEMS	10
1 Positive assessments	10
2 Negative assessments	22
ANNEXES	
Technical specifications	
Questionnaire	
Tables	

INTRODUCTION

This Flash Eurobarometer survey explores respondents' perceptions about the independence of the judiciary across EU Member States.

This survey was commissioned by the European Commission's Directorate-General for Justice and Consumers, and follows on previous surveys on this topic in 2016, 2017 and 2018. The results of these surveys feed into the EU Justice Scoreboard, which provides data on the quality, efficiency and independence of national justice systems. The Scoreboard helps the EU achieve more effective justice, which contributes to economic growth in the EU.

The survey explores:

- Respondents' perceptions of the independence of courts and judges in their country;
- The reasons for these perceptions, both positive and negative.

Results will be presented from an EU, country and socio-demographic perspective, and will be compared to previous surveys on this topic, and particularly the similar surveys in 2018 (EB Flash 461)¹, 2017 (EB Flash 447)² and in 2016 (EB Flash 435).³

Between the 9th and 11th January 2018, 26,446 respondents from different social and demographic groups were interviewed via telephone (mobile and fixed line) in their mother tongue on behalf of Directorate-General for Justice and Consumers. The methodology used is that of Eurobarometer surveys as carried out by the Directorate-General for Communication ("Media Monitoring and Eurobarometer" Unit)⁴. A technical note on the manner in which interviews were conducted by the Institutes within the TNS Political & Social network is annexed to this report. Also included are the interview methods and confidence intervals⁵.

¹ <http://ec.europa.eu/commfrontoffice/publicopinion/index.cfm/Survey/getSurveyDetail/instruments/FLASH/surveyKy/2168>

² <http://ec.europa.eu/commfrontoffice/publicopinion/index.cfm/Survey/getSurveyDetail/instruments/FLASH/surveyKy/2148>

³ <http://ec.europa.eu/COMMFrontOffice/publicopinion/index.cfm/Survey/getSurveyDetail/instruments/FLASH/surveyKy/2116>

⁴ <http://ec.europa.eu/commfrontoffice/publicopinion>

⁵ The results tables are included in the annex. It should be noted that the total of the percentages in the tables of this report may exceed 100% when the respondent was able to give several answers to the question.

Note: In this report, countries are referred to by their official abbreviation. The abbreviations used in this report correspond to:

Belgium	BE	Latvia	LV
Bulgaria	BG	Luxembourg	LU
Czechia	CZ	Hungary	HU
Denmark	DK	Malta	MT
Germany	DE	The Netherlands	NL
Estonia	EE	Austria	AT
Greece	EL	Poland	PL
Spain	ES	Portugal	PT
France	FR	Romania	RO
Croatia	HR	Slovenia	SI
Ireland	IE	Slovakia	SK
Italy	IT	Finland	FI
Republic of Cyprus	CY	Sweden	SE
Lithuania	LT	United Kingdom	UK

* Cyprus as a whole is one of the 28 European Union Member States. However, the ‘acquis communautaire’ has been suspended in the part of the country, which is not controlled by the government of the Republic of Cyprus. For practical reasons, only the interviews carried out in the part of the country controlled by the government of the Republic of Cyprus are included in the ‘CY’ category and in the EU28 average.

*We wish to thank the people throughout the European Union
who have given their time to take part in this survey.*

Without their active participation, this study would not have been possible.

EXECUTIVE SUMMARY

For the fourth consecutive year, the majority of respondents rate the independence of courts and judges in their country as good

- More than half (56%) of all respondents rate their justice system - in terms of the independence of courts and judges - as good, with 12% saying it is 'very good'. One third (33%) say it is bad. These results have remained stable since 2018, but compared to 2016 respondents have become more positive about the independence of courts and judges (+4 percentage points).
- In 16 Member States at least half of all respondents rate their justice system - in terms of the independence of courts and judges - as good. In six countries at least one in five rate it as very good, with the highest proportion seen in Denmark (40%).
- Respondents in Malta (+11 percentage points), Slovenia (+6 pp) and Italy (+5 pp) are now more likely to rate the independence of their courts and judges as good compared to 2018, while those in Portugal, the Netherlands (both -8 pp), Romania (-7 pp) and Estonia (-6 pp) are now less likely to do so.
- Respondents aged 15-24, those who remained longer in education, and employees are the most likely to rate their justice system - in terms of the independence of courts and judges - as good.

The status and position of judges is most often given as the reason for rating the level of independence of courts and judges as good

- Respondents who rate the independence of their justice system as good are most likely to say this is due to the status and position of judges sufficiently guaranteeing their independence (78%), while 63% mention the absence of interference or pressure from government and politicians, or the lack of interference or pressure from economic or other specific interests.
- Results have remained stable since 2018, and compared to 2017 respondents are now slightly more likely to say each of these reasons explains their rating.
- Men, those aged 25 and over, those who remained longer in education, and employees are the most likely to say each of these reasons explains their positive rating.

Interference or pressure from government and politicians is the most likely reason for rating the level of independence of the national courts and judges as poor

- At least seven in ten respondents who rate the independence of their justice system as bad do so because of interference or pressure from government and politicians (74%), or from economic or other specific interests (70%). Almost six in ten say the fact that the status and position of judges do not sufficiently guarantee their independence (57%) explains their rating.
- Compared to 2018, respondents are now slightly less likely to say interference or pressure from government and politicians explains why they rate the independence of courts and judges in their country as bad (-3 pp). The longer-term trends since 2016 are stable (1-2 pp).
- Respondents aged 25-39, those who remained in education for longer, employees and the self-employed are generally the most likely to say each reason explains their negative rating.

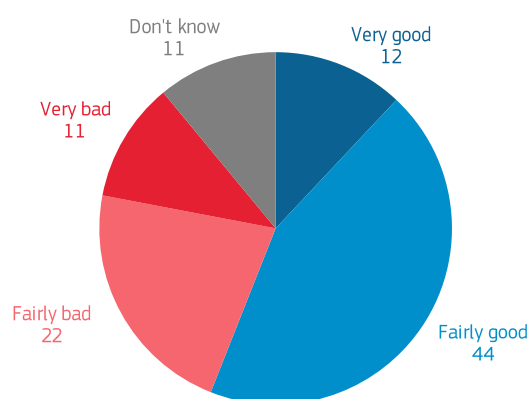
I. PERCEIVED INDEPENDENCE OF COURTS AND JUDGES AMONG THE GENERAL PUBLIC

This section of the report discusses respondents' perceptions of the independence of courts and judges in their country.

For the fourth consecutive year, the majority rate the independence of courts and judges in their country as good

More than half (56%) of all respondents rate their justice system - in terms of the independence of courts and judges - as good: 12% say it is 'very good' and 44% that it is 'fairly good'.⁶ One third (33%) say the independence of courts and judges is bad, with 22% saying it is 'fairly bad', and 11% that it is 'very bad'.

Q1 From what you know, how would you rate the justice system in (OUR COUNTRY) in terms of the independence of courts and judges? Would you say it is very good, fairly good, fairly bad or very bad? (% - EU)



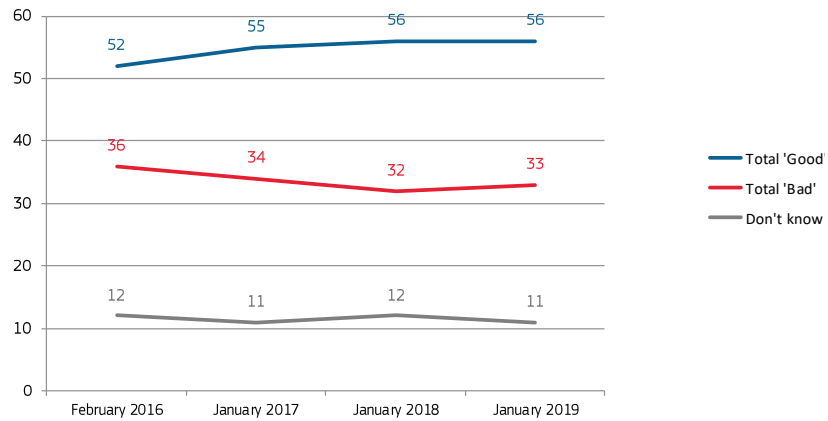
Base: all respondents (N=26,556)

There has been little change in opinion since 2018, with a one-point increase in the proportion who rate their justice system as bad. Since 2016, when the survey was first conducted, respondents have become more positive about the independence of courts and judges, with a four-point increase in the proportion who say it is good, and a three-point decline in the proportion who say it is bad.⁷

⁶ Q1 From what you know, how would you rate the justice system in (OUR COUNTRY) in terms of the independence of courts and judges? Would you say it is very good, fairly good, fairly bad or very bad?

⁷ Subtotals may not sum to their corresponding items due to weighting and rounding.

Q1 From what you know, how would you rate the justice system in (OUR COUNTRY) in terms of the independence of courts and judges? Would you say it is very good, fairly good, fairly bad or very bad? (% - EU)

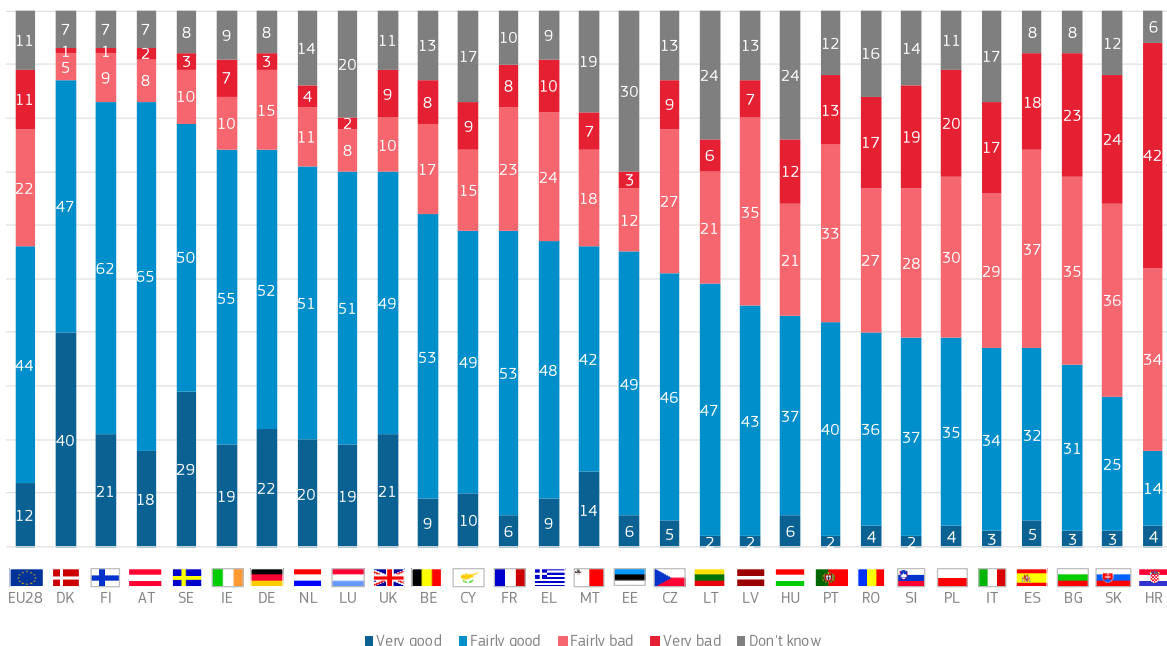


Base: all respondents (N=26,556)

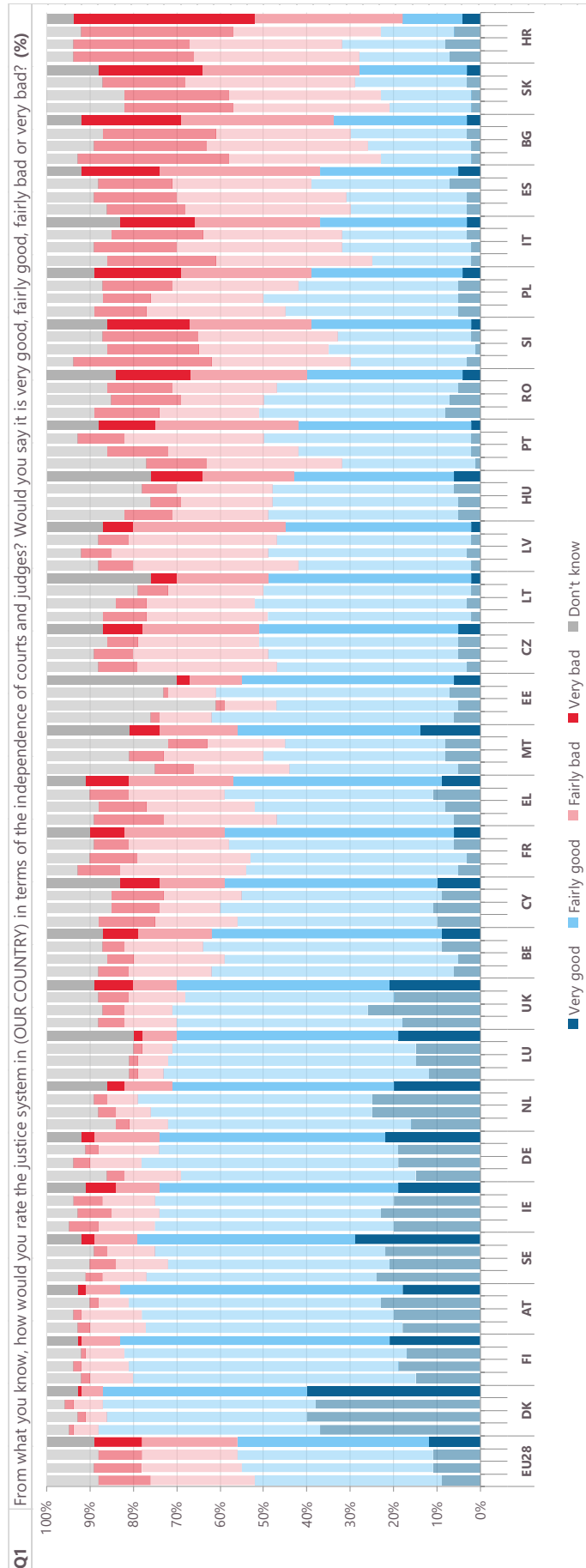
Opinion about the independence of courts and judges varies dramatically across Member States. In 16 countries, the majority rate the justice system in terms of the independence of courts and judges as good, with respondents in Denmark (87%), Austria and Finland (both 83%) the most likely to say this. At the other end of the scale, 18% in Croatia, 28% in Slovakia and 34% in Bulgaria also rate the independence of their courts and judges as good.

Respondents in Denmark (40%) are more likely than those in other countries to rate this independence as 'very good', followed by 29% in Sweden and 22% in Germany. At the other end of the scale, more than four in ten (42%) respondents in Croatia rate this independence as 'very bad', as do at least one in five in Slovakia (24%), Bulgaria (23%) and Poland (20%).

Q1 From what you know, how would you rate the justice system in (OUR COUNTRY) in terms of the independence of courts and judges? Would you say it is very good, fairly good, fairly bad or very bad? (% EU)



Base: all respondents (N=26,556)

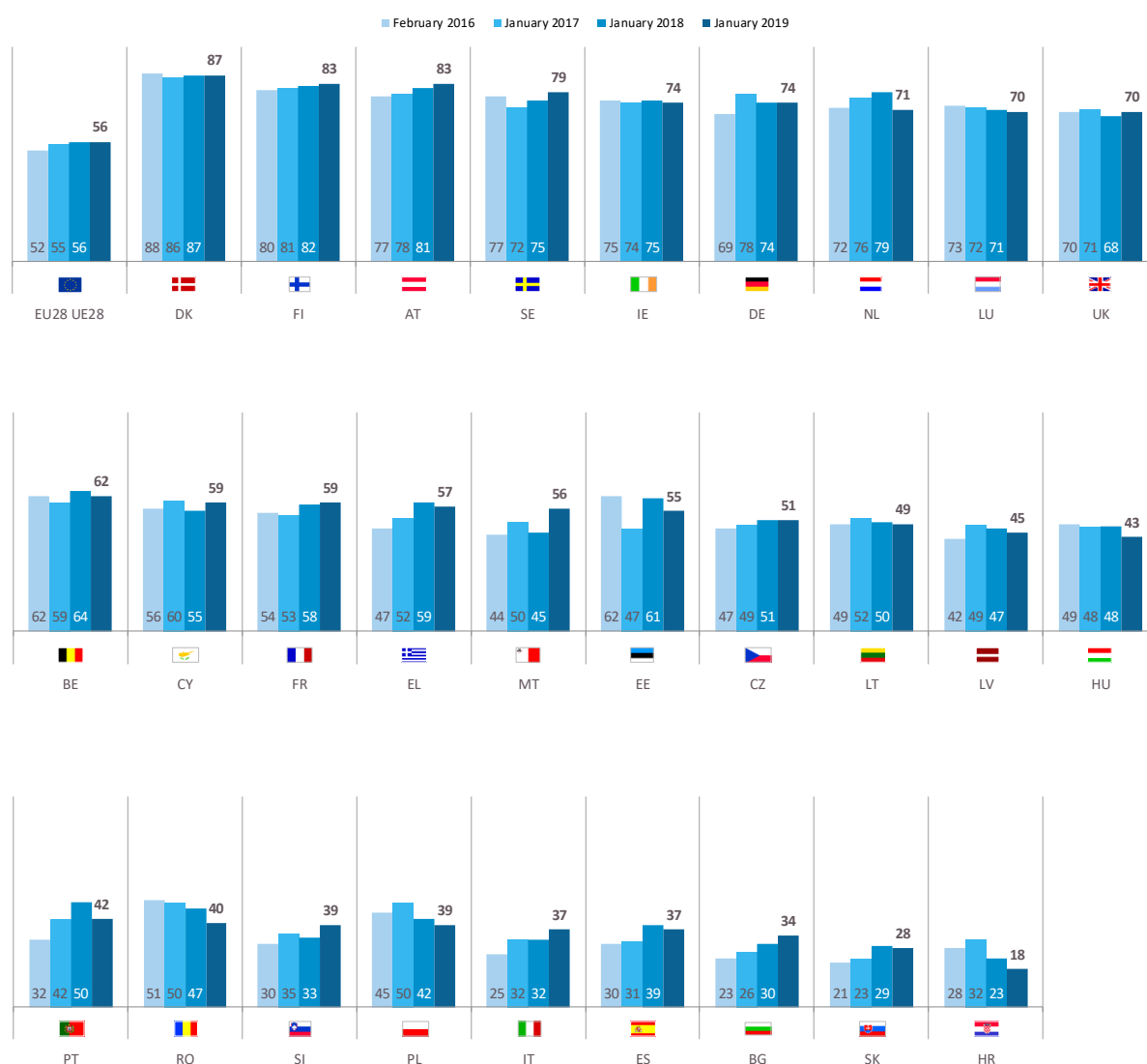


Base: all respondents (N=26,556)
 Displaying the results from 2016, 2017, 2018, 2019

Compared to 2018, opinion about the independence of courts and judges has become more positive in Malta (+11 percentage points), Slovenia (+6 pp) and Italy (+5 pp). However, respondents in Portugal, the Netherlands (both -8 pp), Romania (-7 pp) and Estonia (-6 pp) are now less likely to rate this independence as good.

The longer-term trend since 2016 shows that in 14 countries, respondents have become more positive about their justice system, with the largest increases observed in Italy (+12 pp), Bulgaria (+11 pp), Portugal and Greece (both +10 pp). In contrast, in six countries respondents are now less likely to rate their justice system as good, with the largest decreases amongst those in Croatia (-10 pp) and Romania (-11 pp).

Q1 From what you know, how would you rate the justice system in (OUR COUNTRY) in terms of the independence of courts and judges? Would you say it is very good, fairly good, fairly bad or very bad? (% - TOTAL 'GOOD')



Base: all respondents (N=26,556)

The **socio-demographic analysis** illustrates the following:

- Respondents aged 15-24 are the most likely to rate their justice system - in terms of the independence of courts and judges - as good, particularly compared to those aged 55+ (61% vs 54%).
- The longer a respondent remained in education, the more likely they are to rate the independence of courts and judges as good: 62% of those who completed education aged 20+ say this, compared to 43% of those who completed education aged 15 or younger.
- Employees are most likely to rate the independence of courts and judges in their country as good, particularly compared to manual workers (62% vs 50%).

Those who have been involved in a dispute that went to court⁸ are less likely to say the justice system in terms of the independence of courts and judges is good, compared to those who have never been involved in such a dispute (50% vs 56%). In fact, 45% of those who have been involved in a dispute rate the independence as bad, compared to 32% who have not been involved.

Q1 From what you know, how would you rate the justice system in (OUR COUNTRY) in terms of the independence of courts and judges? Would you say it is very good, fairly good, fairly bad or very bad?
(% EU)

	Total 'Good'	Total 'Bad'
TOTAL	56	33
Age		
15-24	61	27
25-39	56	34
40-54	56	33
55 +	54	34
Education (End of)		
15-	43	39
16-19	51	37
20+	62	30
Still studying	65	23
Respondent occupation scale		
Self-employed	52	38
Employee	62	29
Manual workers	50	37
Not working	53	34
Involved in a dispute which went to court		
Yes	50	45
No	56	32

Base: all respondents (N=26,556)

⁸ D4 In the last two years, have you been involved in any dispute which has gone to court?

II. MAIN REASONS AMONG THE GENERAL PUBLIC FOR THE PERCEIVED INDEPENDENCE OF THE NATIONAL JUSTICE SYSTEMS

This chapter considers the reasons for respondents making positive or negative assessments of the independence of courts and judges in their country.

1 Positive assessments

Almost four in five respondents say the status and position of judges is the reason for their positive rating of the independence of courts and judges in their country

Respondents who rated the justice system in their country - in terms of the independence of courts and judges - as good⁹ were asked the extent to which the status of judges, a lack of interference or pressure from governments or politicians or from economic or special interests explained their rating.¹⁰

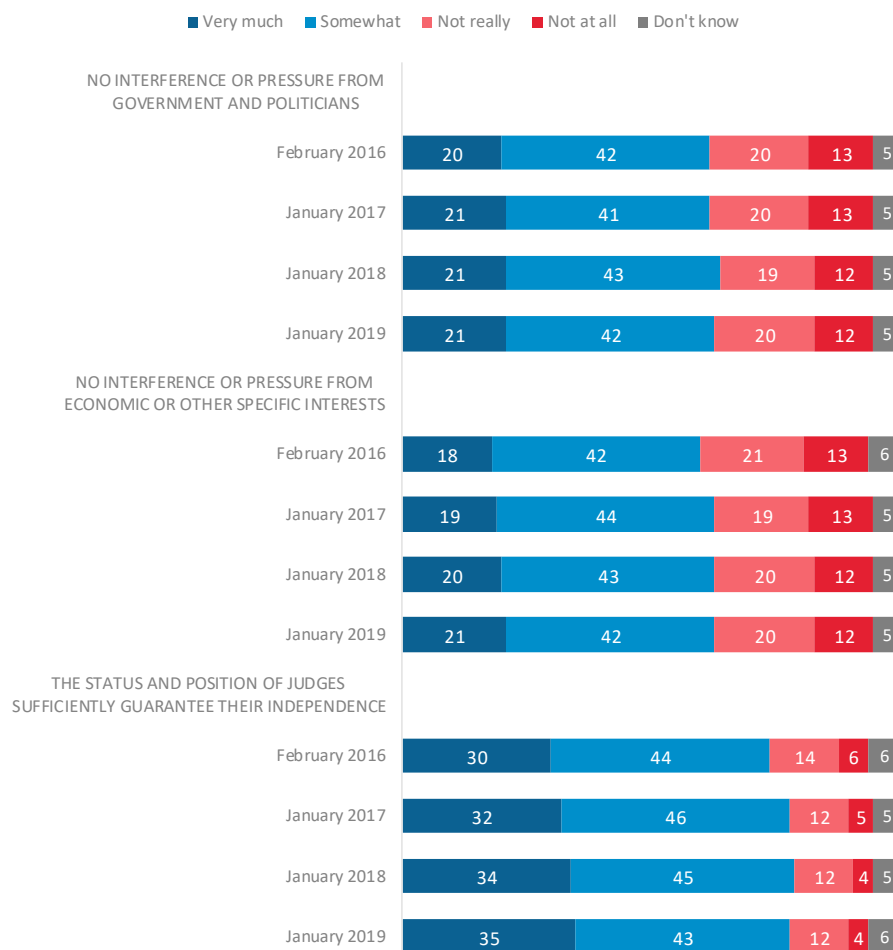
Almost eight in ten (78%) of this group of respondents (equivalent to 44 % of all respondents) say the fact that the status and position of judges sufficiently guarantee their independence explains their positive rating, with 35% saying this reason 'very much' explains it. Almost two thirds (63%) say a lack of interference or pressure from government and politicians explains their rating, with 21% saying this 'very much' explains it. The same proportion (63%) say a lack of interference or pressure from economic or other specific interests explains their positive rating, with 21% saying this 'very much' explains it.

Results are stable compared to 2018 (1 pp), with the longer-term trend since 2016 showing respondents are now slightly more likely to say each of these reasons explains their rating.

⁹ Answering "fairly good" or "very good"

¹⁰ Q2b Could you tell me to what extent each of the following reasons explains your rating of the independence of the justice system in (OUR COUNTRY): 2b.1 No interference or pressure from government and politicians; 2b.2 No interference or pressure from economic or other specific interests; 2b.3 The status and position of judges sufficiently guarantee their independence.

Q2b Could you tell me to what extent each of the following reasons explains your rating of the independence of the justice system in (OUR COUNTRY):
 (% Total)



Base: respondents rating the independence of justice in their national justice system as good (N=14,798)

a. Status and position of judges

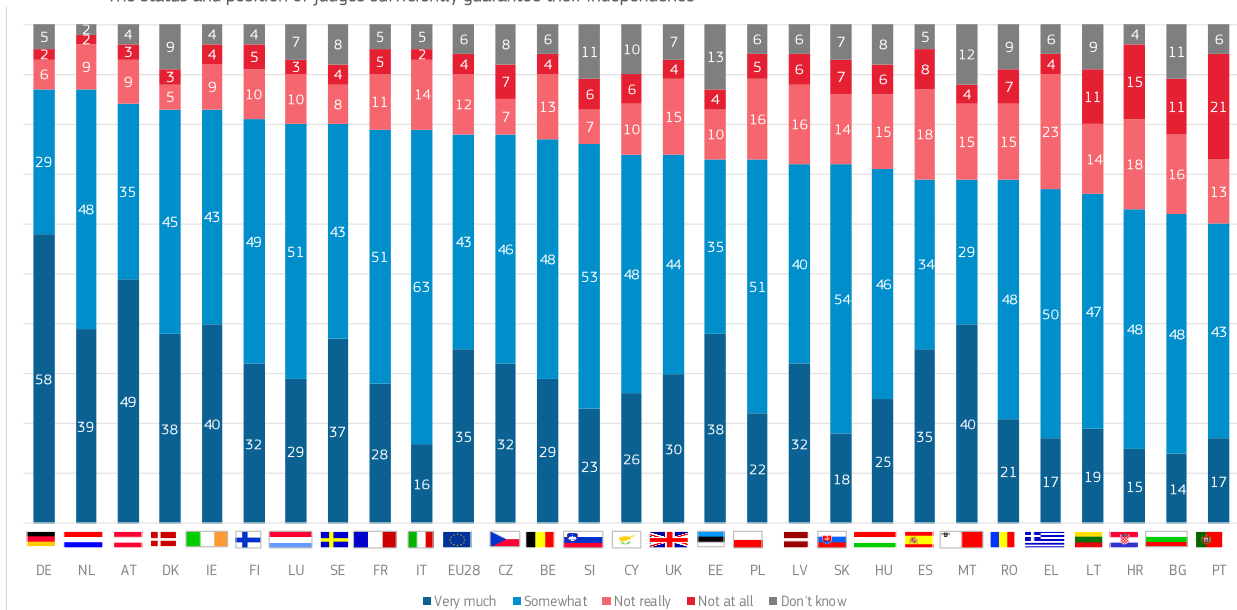
At least six in ten respondents in each country say the fact that the status and position of judges sufficiently guarantee their independence is a reason for their positive rating. Proportions range from 87% in Germany and the Netherlands and 84% in Austria to 60% in Portugal, 62% in Bulgaria and 63% in Croatia.

Respondents in Germany (58%), Austria (49%), Ireland and Malta (both 40%) are the most likely to say this **'very much'** explains their rating, while those in Bulgaria (14%), Croatia (15%) and Italy (16%) are the least likely to do so. Those in Italy (63%), Slovakia (54%) and Slovenia (53%) are the most likely to say this **'somewhat'** explains their rating, while respondents in Malta, Germany (both 29%) and Spain (34%) are the least likely to say this.

More than one in five respondents in Greece (23%), followed by 18% in Croatia and Spain say the fact that the status and position of judges sufficiently guarantee their independence is **'not really'** a reason for their rating. At the other end of the scale those in Denmark (5%) and Germany (6%) are the least likely to say this. Portugal (21%) is the only country where at least one in five say this **does not explain their rating at all**, followed by 15% in Croatia and 11% in Bulgaria and Lithuania. In contrast, 2% in Germany, the Netherlands and Italy say the same.

Q2b3 Could you tell me to what extent each of the following reasons explains your rating of the independence of the justice system in (OUR COUNTRY): (% Total)

The status and position of judges sufficiently guarantee their independence

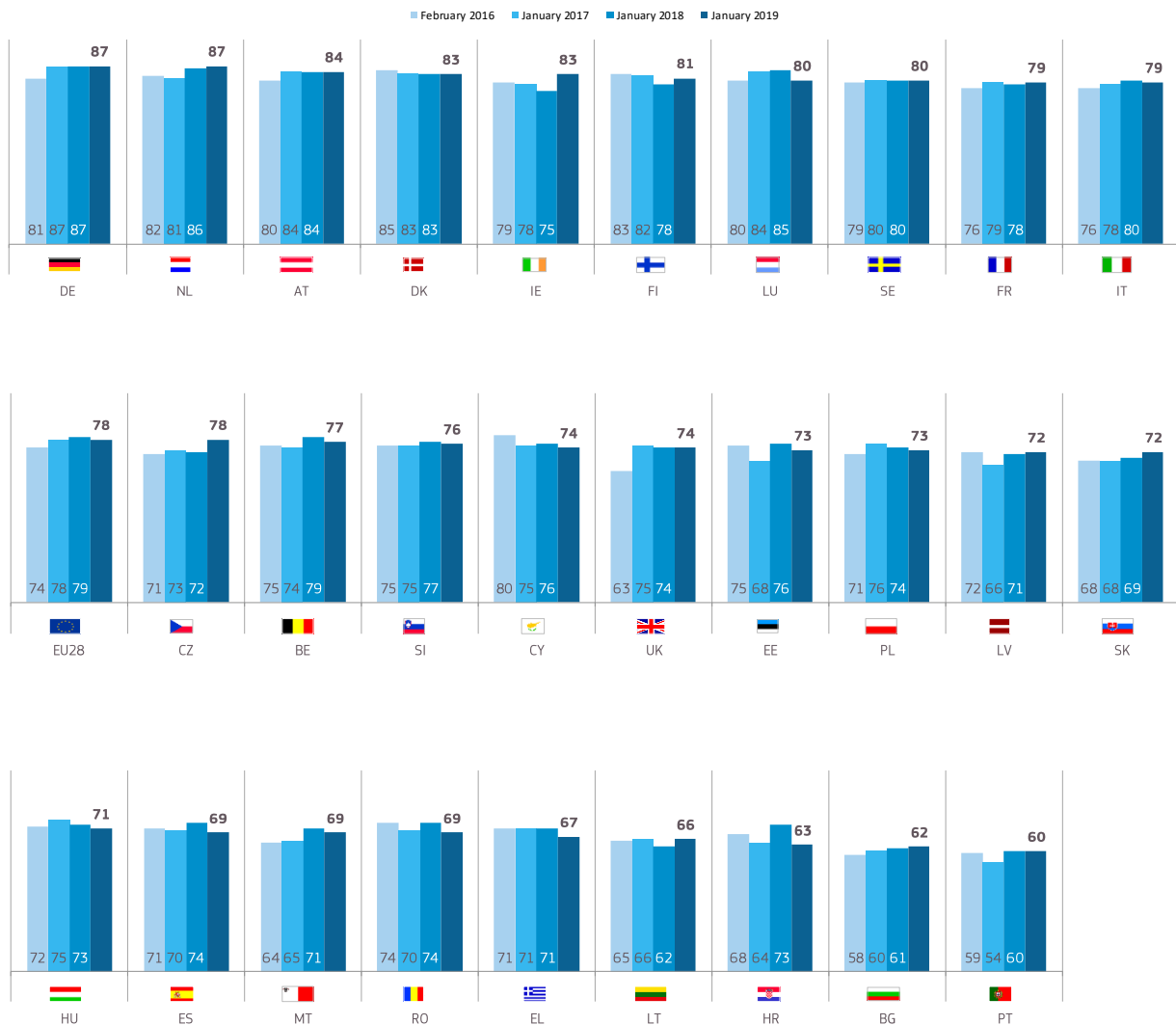


Base: respondents rating the independence of justice in their national justice system as good (N=14,798)

There have generally only been small changes since 2018, although there are some exceptions. Compared to 2018, respondents in Ireland (+8 pp) and Czechia (+6 pp) are now more likely to say the status and position of judges guaranteeing their independence explains their good rating of the independence of their national justice system. In contrast, those in Croatia (-10 pp), Romania, Spain and Luxembourg (all -5 pp) are now less likely to say this, and there are 13 countries overall where respondents are now less likely to say this reason explains their rating.

The longer-term trends since 2016 are mixed. In 12 countries respondents are now more likely to say this reason explains their good rating of the level of independence of the justice system in their country, while in five countries they are now less likely to do so. In the remaining 11 countries opinion is stable (0-2 pp).

Q2b3 Could you tell me to what extent each of the following reasons explains your rating of the independence of the justice system in (OUR COUNTRY):
The status and position of judges sufficiently guarantee their independence
(% Total)



Base: respondents rating the independence of justice in their national justice system as good (N=14,798)

b. Economic interests

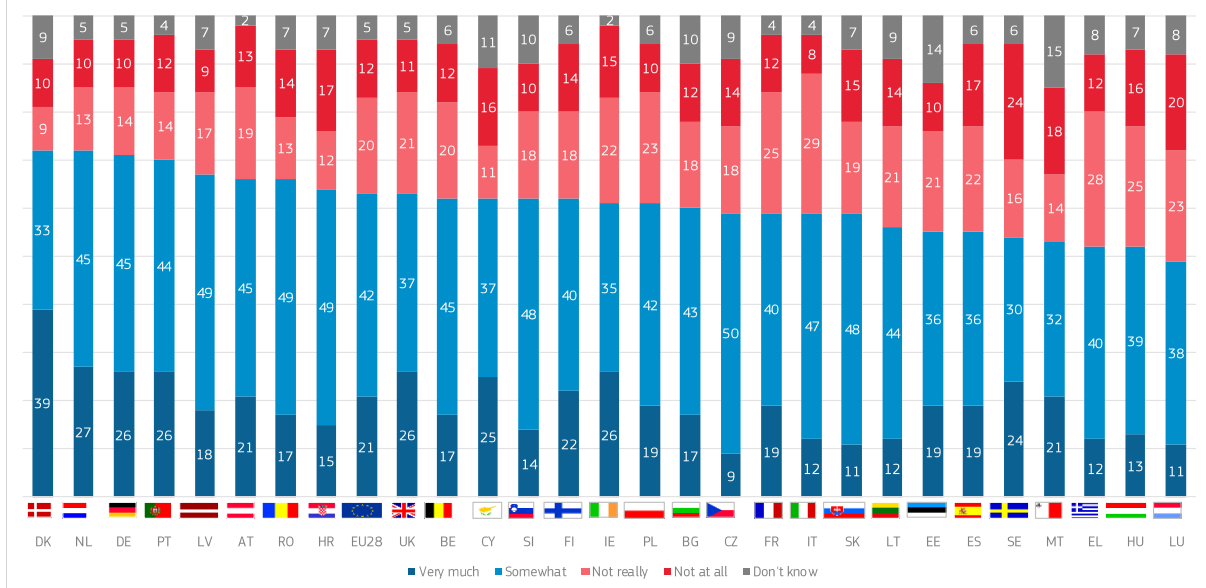
In all but one country, more than half say that no interference or pressure from economic or other specific interests is a reason they rate the independence of the justice system in their country as good. Proportions range from 72% in Denmark and the Netherlands and 71% in Germany to 52% in Greece and Hungary. The exception is Luxembourg, where 49% of these respondents say this explains their good rating.

Respondents in Denmark (39%), the Netherlands (27%), and Germany, Portugal, the United Kingdom and Ireland (all 26%) are the most likely to say this ‘**very much**’ explains their rating, while those in Czechia (9%), Luxembourg and Slovakia (both 11%) are the least likely to do so. Respondents in Czechia (50%), Latvia, Romania and Croatia (all 49%) are the most likely to say this ‘**somewhat**’ explains their rating, while respondents in Sweden (30%), Malta (32%) and Denmark (33%) are the least likely to do so.

Respondents in Italy (29%), Greece (28%), France and Hungary (both 25%) are the most likely to say that no interference or pressure from economic or other specific interests is ‘**not really**’ a reason for their rating, compared to 9% in Denmark, 11% in Cyprus and 12% in Croatia. Finally, those in Sweden (24%), Luxembourg (20%) and Malta (18%) are the most likely to say this **does not explain their rating at all**, while those in Italy (8%) and Latvia (9%) are the least likely to say this.

Q2b2 Could you tell me to what extent each of the following reasons explains your rating of the independence of the justice system in (OUR COUNTRY): (% Total)

No interference or pressure from economic or other specific interests

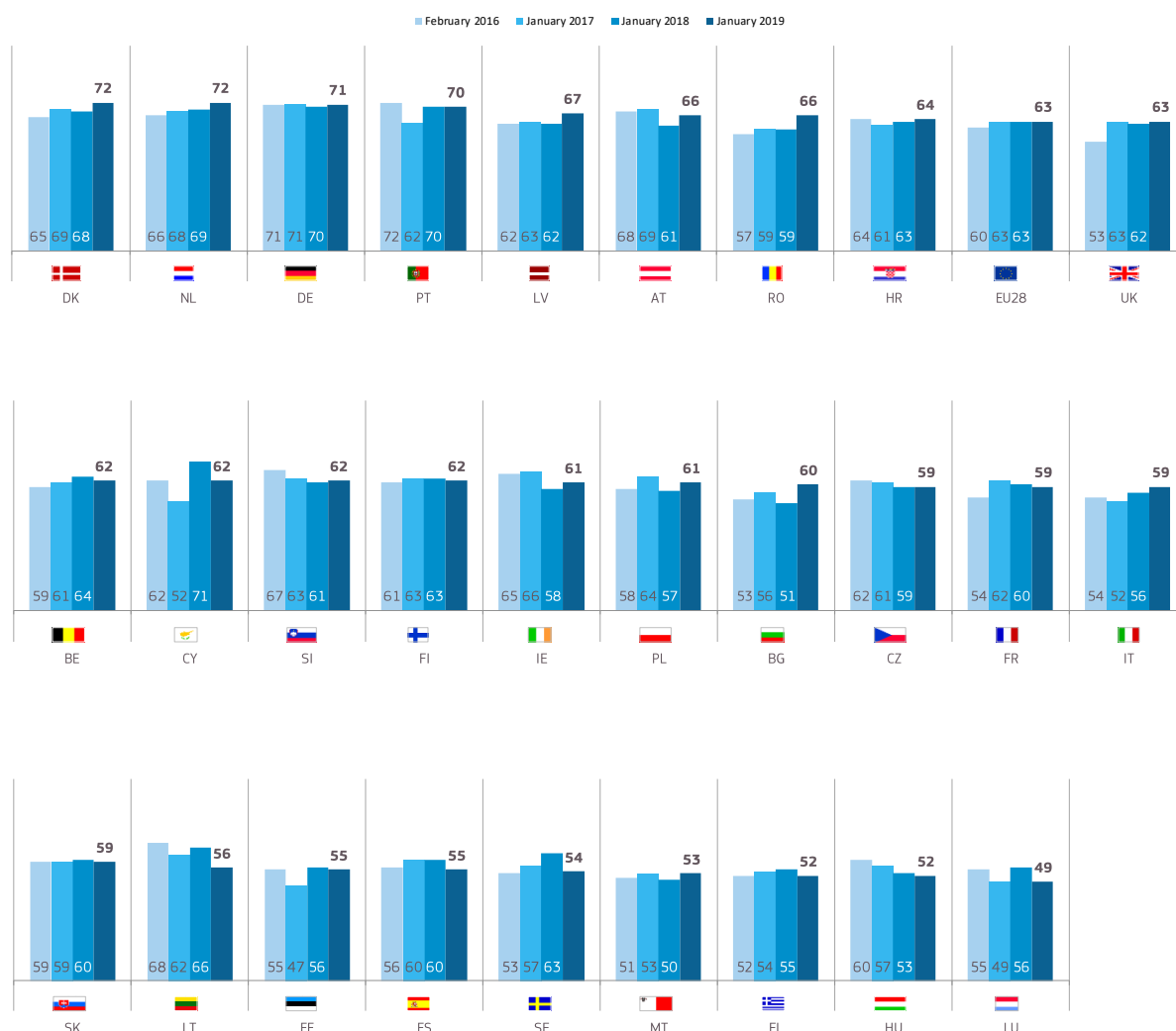


Base: respondents rating the independence of justice in their national justice system as good (N=14,798)

Respondents in Bulgaria (+9 pp), Romania (+7 pp), Latvia and Austria (both +5 pp) are now more likely to say a reason for their good rating of the level of independence of courts and judges in their country is the absence of interference or pressure from economic or other specific interests, compared to 2018. In contrast, respondents in Lithuania (-10 pp), Cyprus, Sweden (both -9 pp) and Luxembourg (-7 pp) are now less likely to say that this reason explains their rating.

The longer-term trend shows that in 10 countries respondents are now more likely to say that the absence of interference or pressure from economic or other specific interests explains their positive rating, although the Netherlands is the only country where there has been consistent growth since 2016. In contrast, there are six countries where respondents are now less likely to say that this reason explains their rating, with consistent year-on-year declines observed in Hungary. In the remaining 12 countries opinion is stable compared to 2016 (0-2 pp).

Q2b2 Could you tell me to what extent each of the following reasons explains your rating of the independence of the justice system in (OUR COUNTRY):
No interference or pressure from economic or other specific interests
(% Total)



Base: respondents rating the independence of justice in their national justice system as good (N=14,798)

c. Political pressure

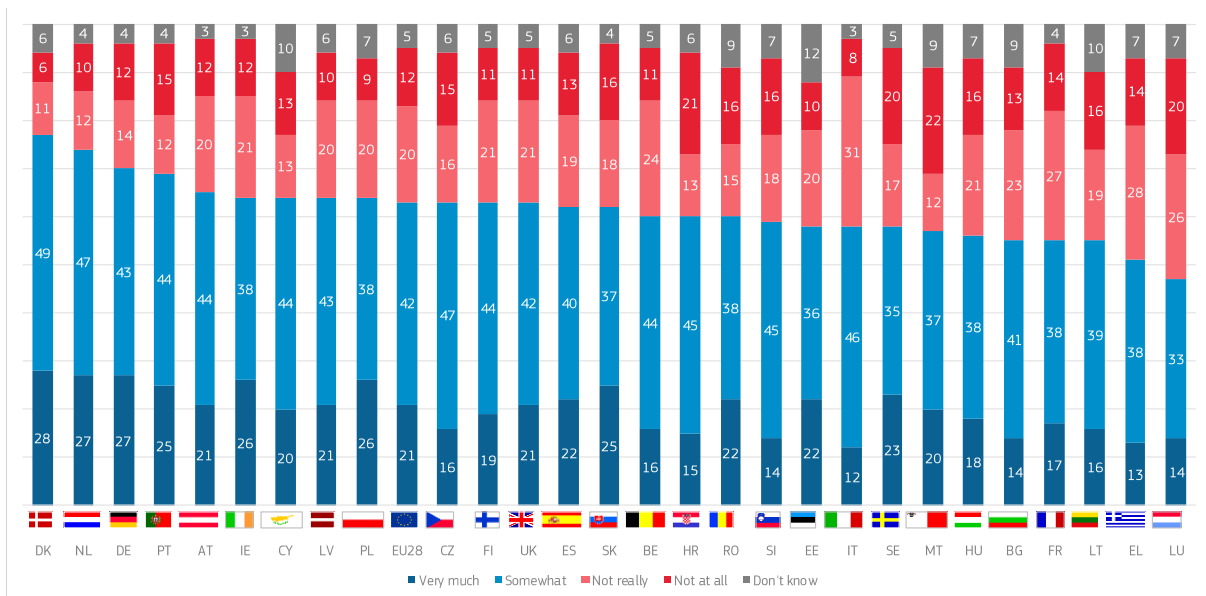
In all but one country, more than half of all respondents say a lack of interference or pressure from government and politicians is a reason for their good rating of the level of independence of the justice system in their country. However, there is some variation between Member States, with proportions ranging from 77% in Denmark, 74% in the Netherlands and 70% in Germany to 51% in Greece. The exception is Luxembourg, where 47% say this reason explains their rating.

Respondents in Denmark (28%), the Netherlands and Germany (both 27%) are the most likely to say this reason ‘**very much**’ explains their positive rating of the independence of the justice system in their country, compared to 12% in Italy and 13% in Greece. Respondents in the Denmark (49%), the Netherlands and Czech (both 47%) are the most likely to say this ‘**somewhat**’ explains their rating, while those in Luxembourg (33%), Sweden (35%) and Estonia (36%) are the least likely to do so.

Respondents in Italy (31%), Greece (28%) and France (27%) are the most likely to say no interference or pressure from government and politicians is ‘**not really**’ a reason for their rating of the independence of the justice system in their country, while those in Denmark (11%), Malta, Portugal and the Netherlands are the least likely to do so (all 12%). At least one in five of this group of respondents in Malta (22%), Croatia (21%), Luxembourg and Sweden (both 20%) say this **does not explain their rating at all**. In contrast, 6% in Denmark, 8% in Italy and 9% in Poland also say this.

Q2b1 Could you tell me to what extent each of the following reasons explains your rating of the independence of the justice system in (OUR COUNTRY): (% Total)

No interference or pressure from government and politicians



Base: respondents rating the independence of justice in their national justice system as good (N=14,798)

Compared to 2018, the proportion of respondents saying no interference or pressure from government and politicians is a reason for their good rating of the level of independence of the justice system in their country has increased most in Ireland (+7 pp), Bulgaria, Denmark and Cyprus (all +6 pp). In contrast, the largest declines are observed in Lithuania (-14 pp), Sweden (-10 pp) and the United Kingdom (-6 pp).

Compared to 2016, the proportion of respondents saying no interference or pressure from government and politicians is a reason for their good rating of the level of independence of the justice system in their country has increased in only five countries. Proportions have declined in 12 countries, and remained stable in 11.

Q2b1 Could you tell me to what extent each of the following reasons explains your rating of the independence of the justice system in (OUR COUNTRY):
No interference or pressure from government and politicians
(% Total)



Base: respondents rating the independence of justice in their national justice system as good (N=14,798)

The **socio-demographic analysis** shows the following:

- Men are more likely to say that the guarantee provided by the status and position of judges explains why they rate the level of independence of courts and judges in their country as good, compared to women (81% vs 76%).
- Respondents aged 25+ are more likely than those aged 15-24 to say no interference or pressure from government and politicians explain their rating.
- The longer a respondent remained in education, the more likely they are to say each of these reasons explains their rating. For example, 83% of those who completed their education aged 20+ say the fact that the status and position of judges sufficiently guarantee their independence explains their rating, compared to 65% of those who completed their education aged 15 or younger.
- Employees are the most likely to say each reason explains their rating. For instance, 68% say a lack of interference or pressure from economic or other specific interests explains their rating, compared to 57% of manual workers.

Respondents who have been involved in a dispute that has gone to court in the last two years are less likely to say the status and position of judges (74% vs 79%) or pressure or interference from economic or other specific interests (57% vs 64%) are reasons for their rating, compared to those who have not been to court.

Q2b1 Could you tell me to what extent each of the following reasons explains your rating of the independence of the justice system in (OUR COUNTRY):
(% Total)

	No interference or pressure from government and politicians		No interference or pressure from economic or other specific interests		The status and position of judges sufficiently guarantee their independence	
	Total 'Explains'	Total 'Doesn't explain'	Total 'Explains'	Total 'Doesn't explain'	Total 'Explains'	Total 'Doesn't explain'
TOTAL	63	32	63	32	78	16
Age						
15-24	58	38	60	34	77	19
25-39	64	33	65	32	78	17
40-54	66	30	66	30	81	14
55 +	63	31	61	32	77	16
Education (End of)						
15-	55	35	53	36	65	21
16-19	63	32	62	32	76	17
20+	67	30	67	30	83	14
Still studying	55	41	59	33	75	20
Respondent occupation scale						
Self-employed	64	32	65	30	81	14
Employee	68	29	68	29	82	14
Manual workers	59	36	57	38	74	21
Not working	60	34	59	33	75	17
Involved in dispute which went to court						
Yes	60	36	57	38	74	21
No	63	32	64	31	79	15

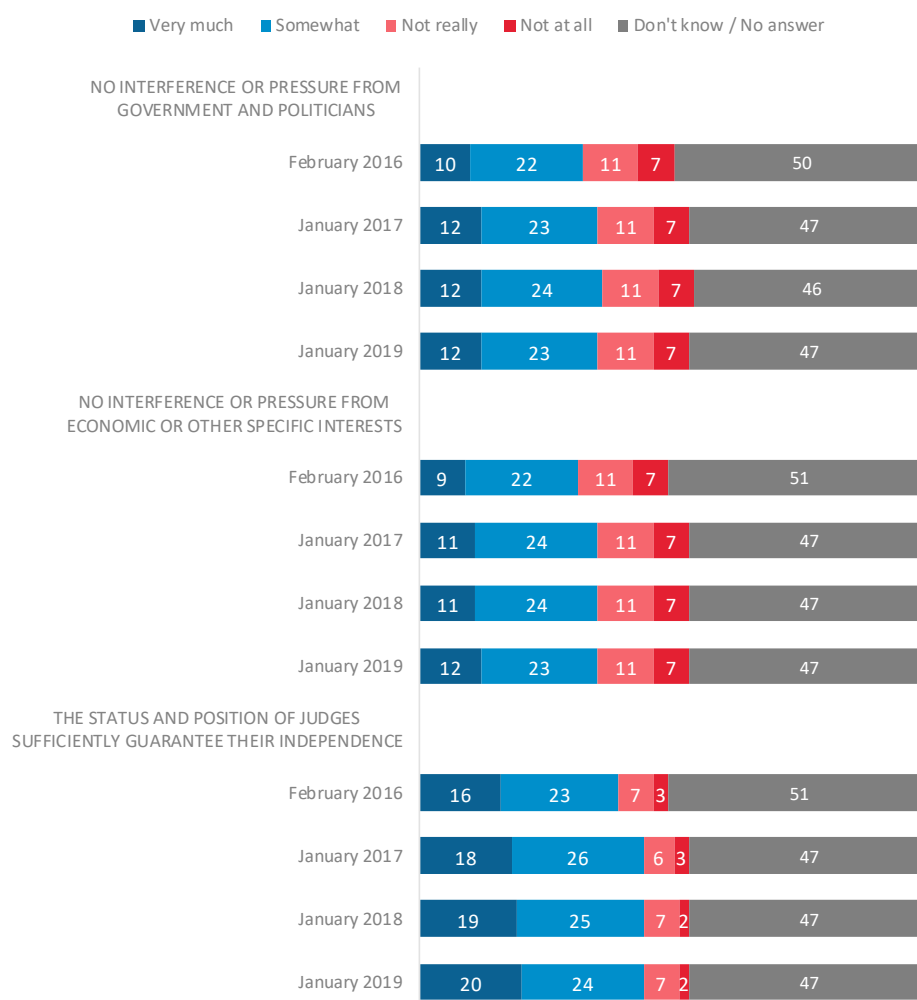
Base: respondents rating the independence of justice in their national justice system as good (N=14,798)

The chart below shows the results for this question when using the answers of **all** respondents.

More than four in ten (44%) say the fact that the status and position of judges sufficiently guarantee their independence explains why they rate the independence of their justice system, in terms of independence of courts and judges, as good. More than one third say the lack of interference or pressure from government and politicians or from economic or other specific interests (both 35%) explains why they think the independence of their justice system is good.

Results have remained stable compared to 2018 (0-1 pp). However, over the longer term since 2016 respondents are now more likely to say each of these three reasons explains their rating.

Q2b Could you tell me to what extent each of the following reasons explains your rating of the independence of the justice system in (OUR COUNTRY):
 (% Total)



Base: all respondents (N=26,556)

The country results, based on all respondents, show respondents in Denmark (73%), Austria (70%) and Finland (67%) are the most likely to say the **status and position of judges sufficiently guaranteeing their independence** explains why they rate the level of independence of their justice

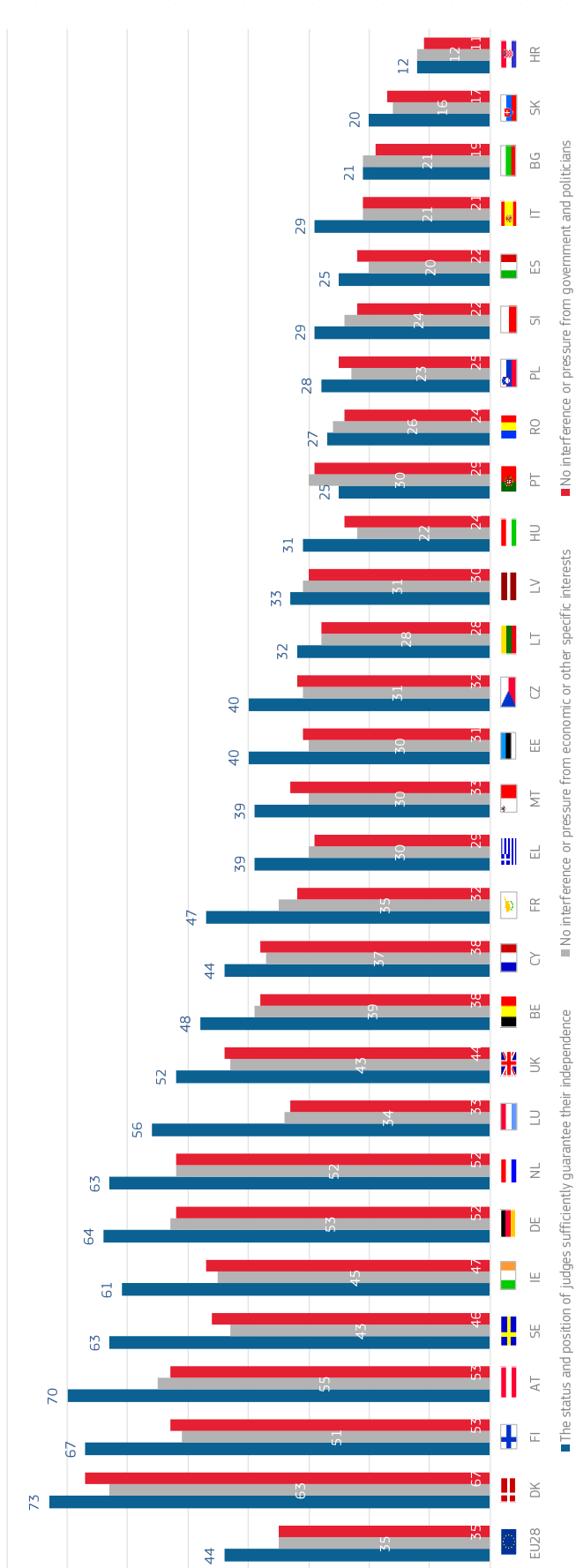
system, in terms of independence of courts and judges, as good.¹¹ In contrast, 12% in Croatia, 20% in Slovakia and 21% in Bulgaria say the same.

There are five countries where the majority of respondents say the **absence of interference or pressure from government and politicians** explains why they think the level of independence of courts and judges in their country is good: Denmark (67%), Austria, Finland (both 53%), Germany and the Netherlands (both 52%). At the other end of the scale 11% in Croatia, 19% in Bulgaria and 22% in Slovakia say the same.

There are five Member States where the majority say the **lack of interference or pressure from economic or other specific interests** explains why they rate the level of independence of courts and judges in their country as good: Denmark (63%), Austria (55%), Germany (53%), the Netherlands (52%) and Finland (51%). In contrast 12% in Croatia, 16% in Slovakia and 20% in Spain say the same.

¹¹ Subtotals may not sum to their corresponding items due to weighting and rounding.

Q2 Could you tell me to what extent each of the following reasons explains your rating of the independence of the justice system in (OUR COUNTRY):
(% Total Explains)



Base: all respondents (N=26,556)

2 Negative assessments

Interference or pressure from governments and politicians is the reason most often given for respondents to rate the level of independence of courts and judges in their country as bad

Respondents who rated the level of independence of their national justice system as bad¹² were asked to what extent their rating could be explained by the following reasons: the lack of guarantees provided by the status and position of judges, interference or pressure from governments or politicians or interference or pressure from economic or special interests.¹³

Almost three quarters (74%) of these respondents say **interference or pressure from government and politicians** explains why they rate the independence of the justice system in their country as bad. In fact, almost half (48%) say this ‘very much’ explains their rating. Almost as many (70%) say **interference or pressure from economic or other specific interests** explains their rating, with 39% saying this ‘very much’ explains it.

Almost six in ten (57%) say the fact that **the status and position of judges do not sufficiently guarantee their independence** is the reason for their poor rating of their national justice system, with 24% saying this ‘very much’ explains their rating.

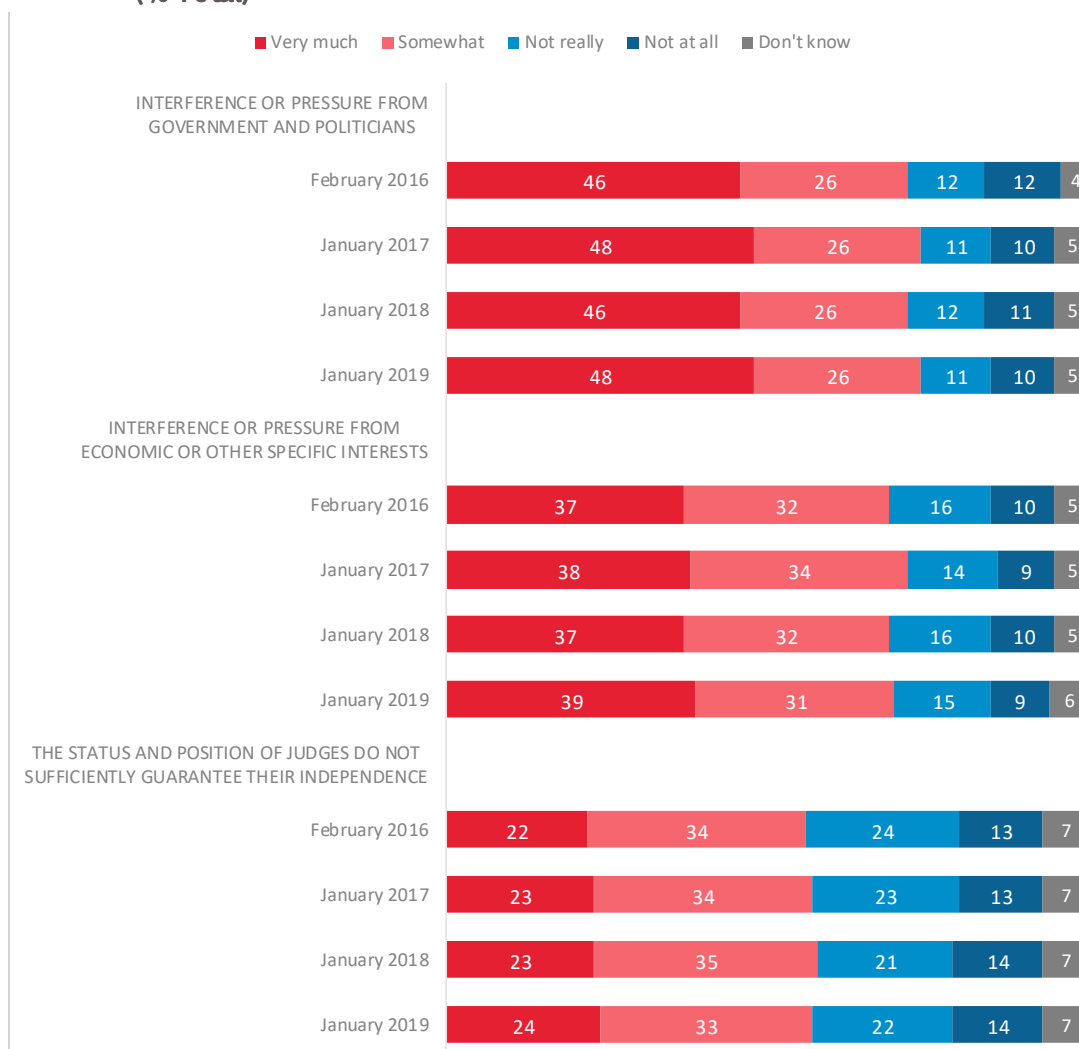
Compared to 2018, respondents are now slightly less likely to say **interference or pressure from government and politicians** explains why they rate the independence of courts and judges in their country as bad (-2 pp), with results returning to the level seen in 2017. Other results have remained stable.

The longer-term trend since 2016 is relatively stable (1-2 pp).

¹² Answering “fairly bad” or “very bad”

¹³ Q2a Could you tell me to what extent each of the following reasons explains your rating of the independence of the justice system in (OUR COUNTRY) 2a.1 Interference or pressure from government and politicians; 2a.2 Interference or pressure from economic or other specific interests; 2a.3 The status and position of judges does not sufficiently guarantee their independence.

Q2a Could you tell me to what extent each of the following reasons explains your rating of the independence of the justice system in (OUR COUNTRY):
 (% Total)



Base: respondents rating the independence of justice in their national justice system as bad (N=8,747)

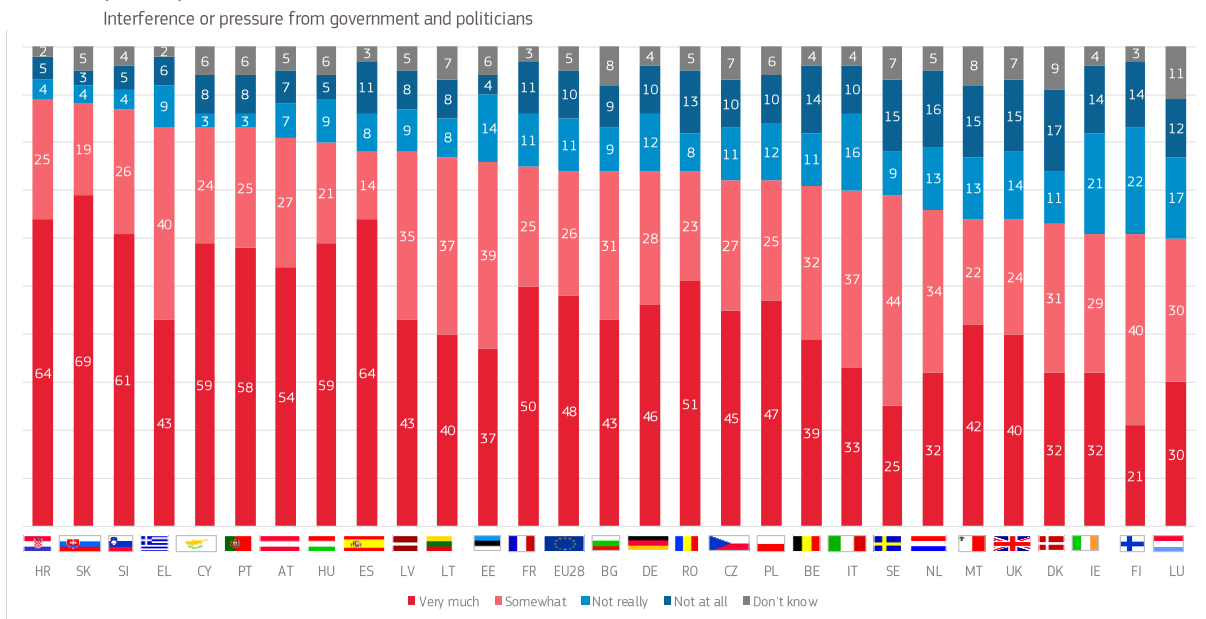
a. Political pressure

In each country, at least six in ten respondents with a negative perception of the independence of courts and judges in their country indicate interference or pressure from government and politicians as a reason. Those in Croatia (89%), Slovakia (88%) and Slovenia (87%) are the most likely to say this, compared to 61% in Finland and Ireland and 63% in Denmark.¹⁴

In ten countries, at least half of all respondents say this reason **'very much'** explains their rating, with the highest proportions in Slovakia (69%), Croatia and Spain (both 64%). At the other end of the scale, 21% in Finland and 25% in Sweden say the same. At least four in ten respondents in Sweden (44%), Greece and Finland (both 40%) say this reason **'somewhat'** explains their bad rating of the level of independence of courts and judges in their country, compared to 14% in Spain, 19% in Slovakia and 21% in Hungary.

Respondents in Finland (22%), Ireland (21%) and Italy (16%) are the most likely to say interference or pressure from government and politicians **does 'not really'** explain their bad rating of the level of independence of courts and judges, while those in Portugal and Cyprus are the least likely to do so (both 3%). Finally, respondents in Denmark (17%) and the Netherlands (16%) are the most likely to say this reason **does not at all explain** their bad rating of the level of independence of courts and judges in their country, while those in Slovakia (3%) and Estonia (4%) are the least likely to say this.

Q2a1 Could you tell me to what extent each of the following reasons explains your rating of the independence of the justice system in (OUR COUNTRY): (% Total)



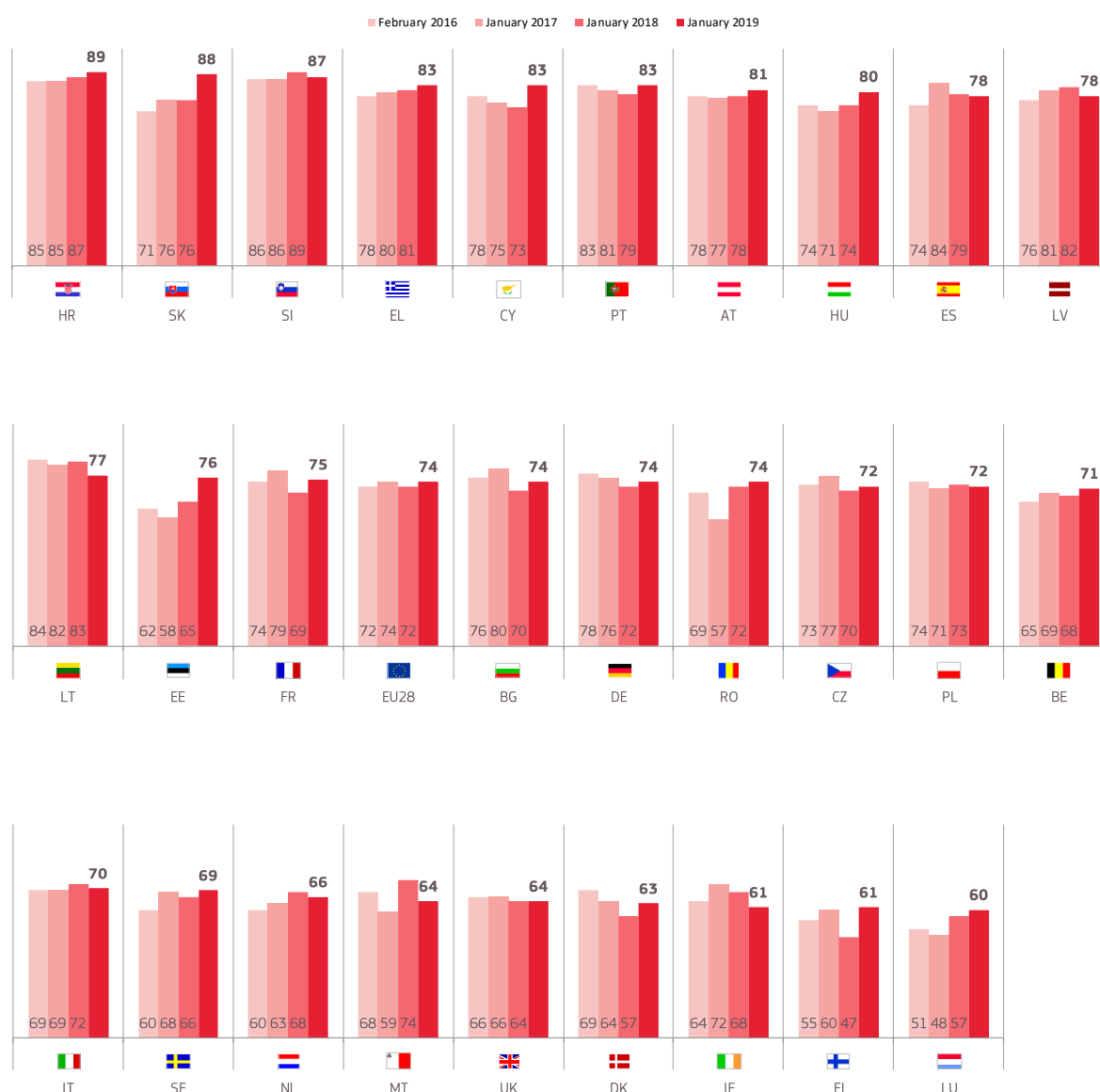
Base: respondents rating the independence of justice in their national justice system as bad (N=8,747)

¹⁴ Care should be taken when interpreting the results for Denmark (N=58) and Finland (N=97) in this part of the report due to low sample size. Luxembourg is not included in the country results for this part of the report due to very low sample size (n=49).

In most countries, respondents are now more likely to say interference or pressure from government and politicians explain their negative perceptions of the level of independence of courts and judges in their country than they were in 2018¹⁵. The largest increases are observed amongst those in Finland (+14 pp), Slovakia (+12 pp), Estonia (+11 pp) and Cyprus (+10 pp). In contrast, the largest declines are seen amongst those in Malta (-10 pp), Ireland (-7 pp) and Lithuania (-6 pp).

Compared to 2016, respondents in 13 countries are now more likely to say that interference or pressure from government and politicians explains their negative perceptions of the level of independence of courts and judges in their country, with consistent year-on-year increases observed in Greece. In contrast, in five countries respondents are now less likely to say this than they were in 2016, while in nine countries results are stable (0-2 pp).

Q2a1 Could you tell me to what extent each of the following reasons explains your rating of the independence of the justice system in (OUR COUNTRY):
Interference or pressure from government and politicians
(% Total)



Base: respondents rating the independence of justice in their national justice system as bad (N=8,747)

¹⁵ Results for Luxembourg are not included in the trend discussion due to very low sample size in one or more years. Results for the following countries should be interpreted with caution due to low sample size in one or more years: DK, NL, AT, FI.

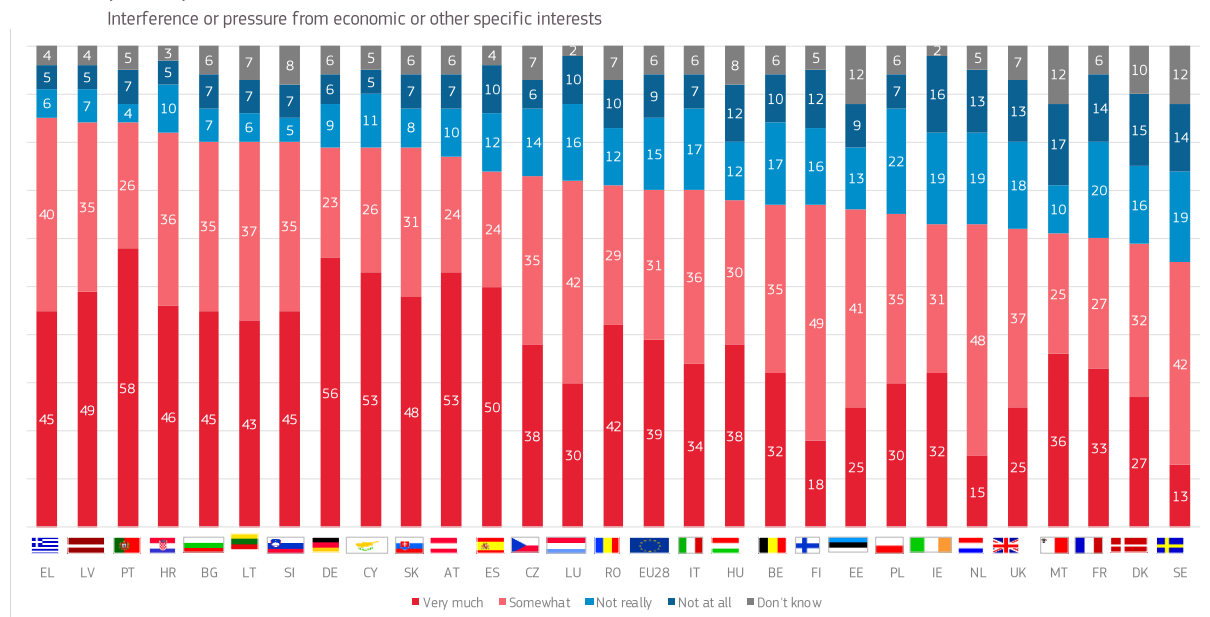
b. Economic interests

The majority of this group of respondents in each Member State says that interference or pressure from economic or other specific interests explains their bad rating of the level of independence of courts and judges in their country. However, levels of agreement vary considerably, from 85% in Greece and 84% in Latvia and Portugal, to 55% in Sweden, 59% in Denmark and 60% in France.

There are five Member States where at least half say this reason **'very much'** explains their rating: Portugal (58%), Germany (56%), Cyprus and Austria (both 53%) and Spain (50%). At the other end of the scale 13% in Sweden, 15% in the Netherlands and 18% in Finland say the same. Respondents in Finland (49%), the Netherlands (48%) and Sweden (42%) are the most likely to say this reason **'somewhat'** explains their bad rating of the level of independence of courts and judges in their country, compared to 23% in Germany and 24% in Spain and Austria.

At least one in five respondents in Poland (22%) and France (20%) say interference or pressure from economic or other specific interests **does 'not really'** explain why they think the independence of their national justice system is bad, compared to 4% in Portugal and 5% in Slovenia. Finally, those in Malta (17%), Ireland (16%) and Denmark (15%) are the most likely to say this reason **does not explain** their bad rating of the level of independence of courts and judges in their country **at all**, while those in Greece, Latvia, Croatia and Cyprus (all 5%) are the least likely to do so.

Q2a2 Could you tell me to what extent each of the following reasons explains your rating of the independence of the justice system in (OUR COUNTRY): (% Total)



Base: respondents rating the independence of justice in their national justice system as bad (N=8,747)

Changes since 2018 are generally small, but there are some notable exceptions¹⁶. Respondents in Ireland (+10 pp), Estonia (+8 pp), Bulgaria (+7 pp) and Finland (+6 pp) are now more likely to say that the interference or pressure from economic or other specific interests explains their bad rating of the level of independence of courts and judges in their country. In contrast, respondents in Sweden (-10 pp) and France (-5 pp) are now less likely to say this.

Comparing the results of 2016 to the current results shows that in 11 countries respondents are now more likely to say this reason explains their bad rating of the level of independence of courts and

¹⁶ Results for Luxembourg are not included in the trend discussion due to very low sample size in one or more years. Results for the following countries should be interpreted with caution due to low sample size in one or more years: DK, NL, AT, FI.

judges in their country, while in four respondents are now less likely to do so. Results are stable in 12 countries (0-2 pp).

Q2a2 Could you tell me to what extent each of the following reasons explains your rating of the independence of the justice system in (OUR COUNTRY):
Interference or pressure from economic or other specific interests
(% Total)



Base: respondents rating the independence of justice in their national justice system as bad (N=8,747)

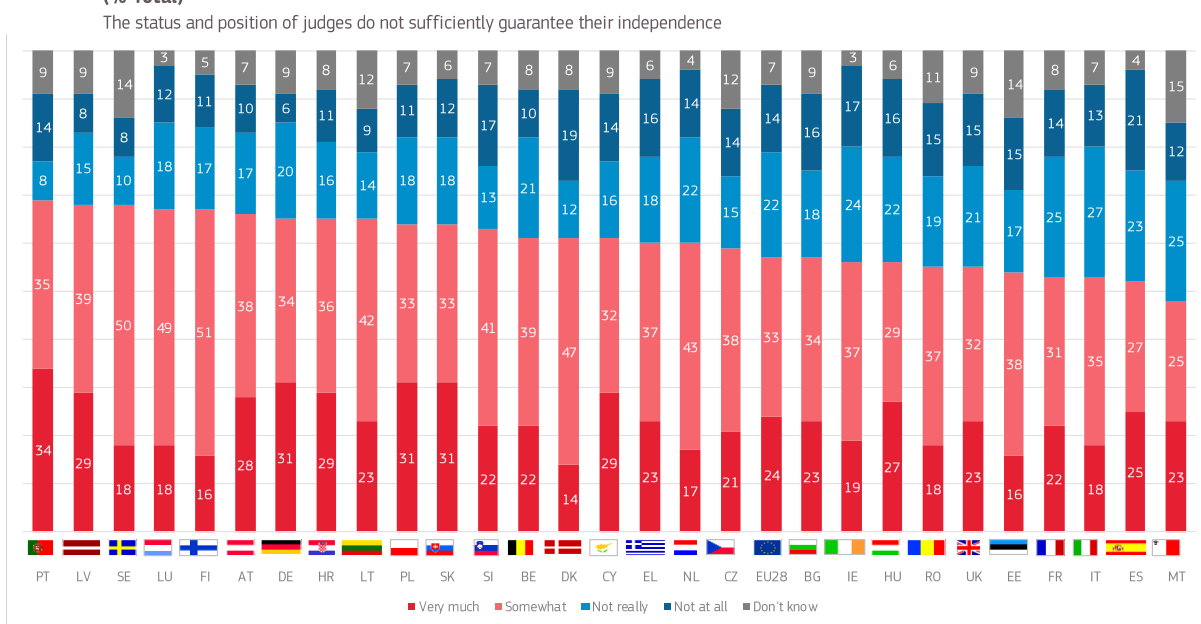
c. Status and position of judges

In all but one country, the majority of respondents who rated the independence of courts and judges as bad says that the status and position of judges not sufficiently guaranteeing their independence is a reason for their poor rating. Respondents in Portugal (69%), Latvia and Sweden (both 68%) are the most likely to say this, while those in Malta (48%), Spain (52%), Italy and France (both 53%) are the least likely to do so.

Respondents in Portugal (34%), Germany, Poland and Slovakia (all 31%) are the most likely to say this reason **'very much'** explains their bad rating of the level of independence of courts and judges in their country, while those in Denmark (14%), Estonia and Finland (both 16%) are the least likely to do so. At least half of this group of respondents in Finland (51%) and Sweden (50%) say this reason **'somewhat'** explains their bad rating, compared to 25% in Malta, 27% in Spain and 29% in Hungary.

At least one quarter of respondents in Italy (27%), France and Malta (both 25%) say the status and position of judges not sufficiently guaranteeing independence **does 'not really' explain** the rating of the level of independence of courts and judges in their country. At the other end of the scale 8% in Portugal, 10% in Sweden and 12% in Denmark say the same. Finally, respondents in Spain (21%), Denmark (19%), Ireland and Slovenia (both 17%) are the most likely to say this reason **does not explain** their rating **at all**, while those in Germany (6%), Sweden and Latvia (both 8%) are the least likely to do so.

Q2a3 Could you tell me to what extent each of the following reasons explains your rating of the independence of the justice system in (OUR COUNTRY): (% Total)



Base: respondents rating the independence of justice in their national justice system as bad (N=8,747)

Compared to 2018, respondents in Sweden (+11 pp), Slovakia (+8 pp) and Finland (+6 pp) are now more likely to say the fact that the status and position of judges does not sufficiently guarantee their independence explains their bad rating¹⁷. Conversely, respondents in Malta (-8 pp), the Netherlands (-7 pp) and Ireland (-5 pp) are now less likely to say this.

Trends since 2016 are also varied. In 12 countries respondents are now more likely to say this reason explains their bad rating of the level of independence of courts and judges in their country, with

¹⁷ Results for Luxembourg are not included in the trend discussion due to very low sample size in one or more years. Results for the following countries should be interpreted with caution due to low sample size in one or more years: DK, NL, AT, FI.

consistent year-on-year increases in Latvia and Finland. The proportion of respondents in who say this reason explains their bad rating of the level of independence of courts and judges in their country has declined in four countries, and remained stable in 11 countries (0-2 pp).

Q2a3 Could you tell me to what extent each of the following reasons explains your rating of the independence of the justice system in (OUR COUNTRY):
The status and position of judges do not sufficiently guarantee their independence
(% Total)



Base: respondents rating the independence of justice in their national justice system as bad (N=8,747)

The **socio-demographic analysis** illustrates the following:

- Respondents aged 25-39 are the most likely to say interference or pressure from government and politicians explains their bad rating (81%), and they are also the most likely to say this about the status and position of judges not sufficiently guaranteeing their independence, closely followed by 15-24 year olds (62% and 61% respectively). Those aged 15-24 are the most likely to say interference or pressure from economic or other specific interests explains their bad rating (78%).

- The longer a respondent remained in education, the more likely they are to say each reason explains their rating. For example, 80% of those who completed their education aged 20+ say interference or pressure from government and politicians explains their rating, compared to 57% of those who completed their education aged 15 or younger.
- Employees are the most likely to say interference or pressure from government and politicians explains their rating (83%). Employees and the self-employed are more likely than those in other occupation groups to say interference or pressure from economic or other specific interests, or the fact that the status and position of judges do not sufficiently guarantee their independence explains their bad rating.

Q2aT Could you tell me to what extent each of the following reasons explains your rating of the independence of the justice system in (OUR COUNTRY):
(% Total)

	Interference or pressure from government and politicians		Interference or pressure from economic or other specific interests		The status and position of judges do not sufficiently guarantee their independence	
	Total 'Explains'	Total 'Doesn't explain'	Total 'Explains'	Total 'Doesn't explain'	Total 'Explains'	Total 'Doesn't explain'
TOTAL	25	7	23	8	19	12
Age						
15-24	20	6	21	5	16	10
25-39	28	5	25	7	21	11
40-54	25	7	24	7	19	12
55 +	23	9	23	9	19	12
Education (End of)						
15-	22	13	20	15	16	18
16-19	26	9	26	9	21	13
20+	25	5	23	6	19	10
Still studying	18	5	18	4	13	9
Respondent occupation scale						
Self-employed	30	7	28	9	24	12
Employee	24	4	23	6	18	10
Manual workers	26	10	24	11	19	15
Not working	23	9	23	9	18	13
Involved in dispute which went to court						
Yes	32	12	33	9	25	17
No	24	7	23	8	19	11

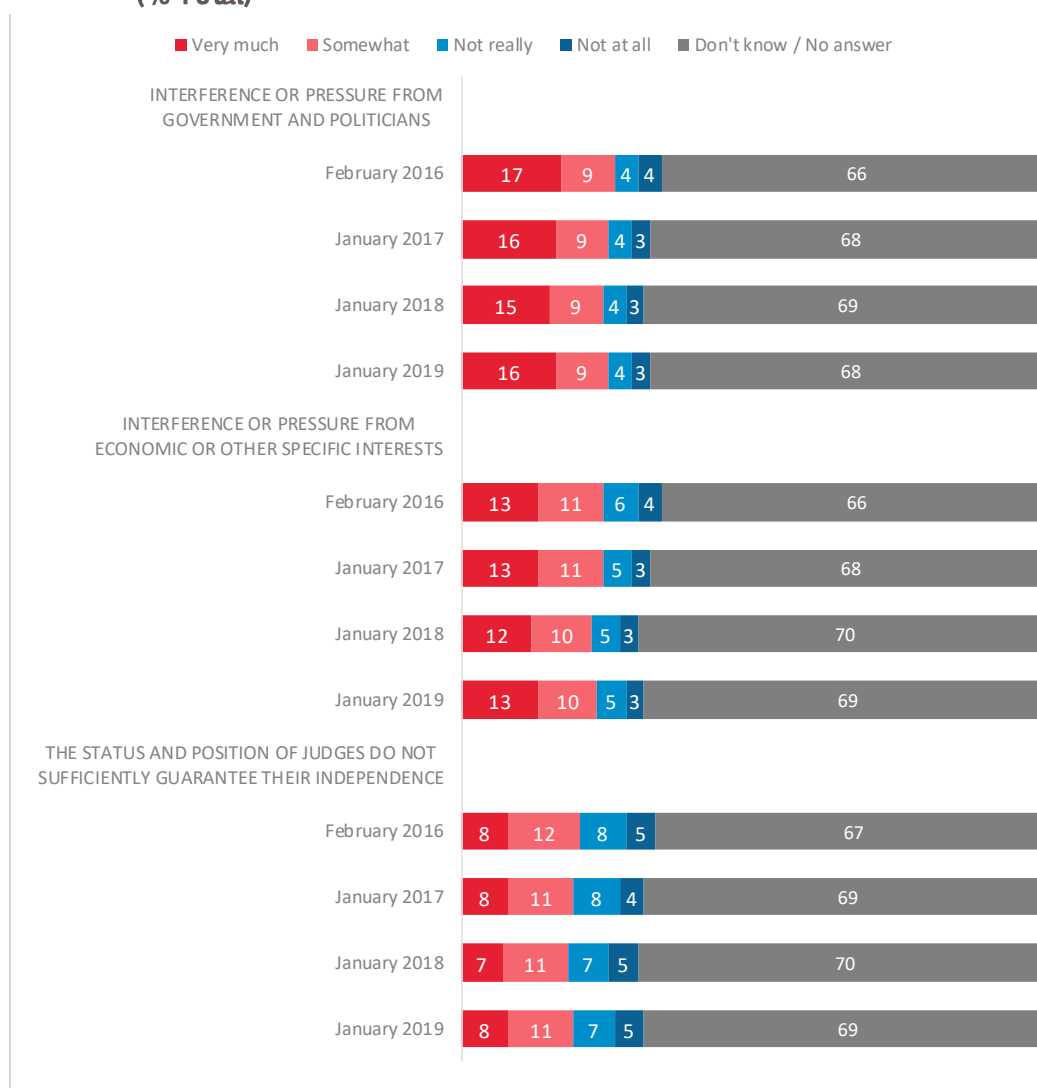
Base: respondents rating the independence of justice in their national justice system as bad (N=8,747)

The chart below shows the results of this question using **all** respondents.

One quarter (25%) says that the interference or pressure from government and politicians means that they rate the level of independence of courts and judges in their country as bad, while 23% say this about interference or pressure from economic or other specific interests. Almost one in five (19%) say the fact that the status and position of judges does not sufficiently guarantee their independence explains why they rate the level of independence of courts and judges in their country as bad.

Results have remained stable compared to 2018 (0-1 pp). The longer-term trends are also stable (1 pp).

Q2a Could you tell me to what extent each of the following reasons explains your rating of the independence of the justice system in (OUR COUNTRY):
(% Total)



Base: all respondents (N=26,556)

The country results, based on all respondents, show that Croatia (68%) and Slovakia (53%) are the only countries where at least half say that the **interference or pressure from government and politicians** explains why they say that the level of independence of courts and judges in their country

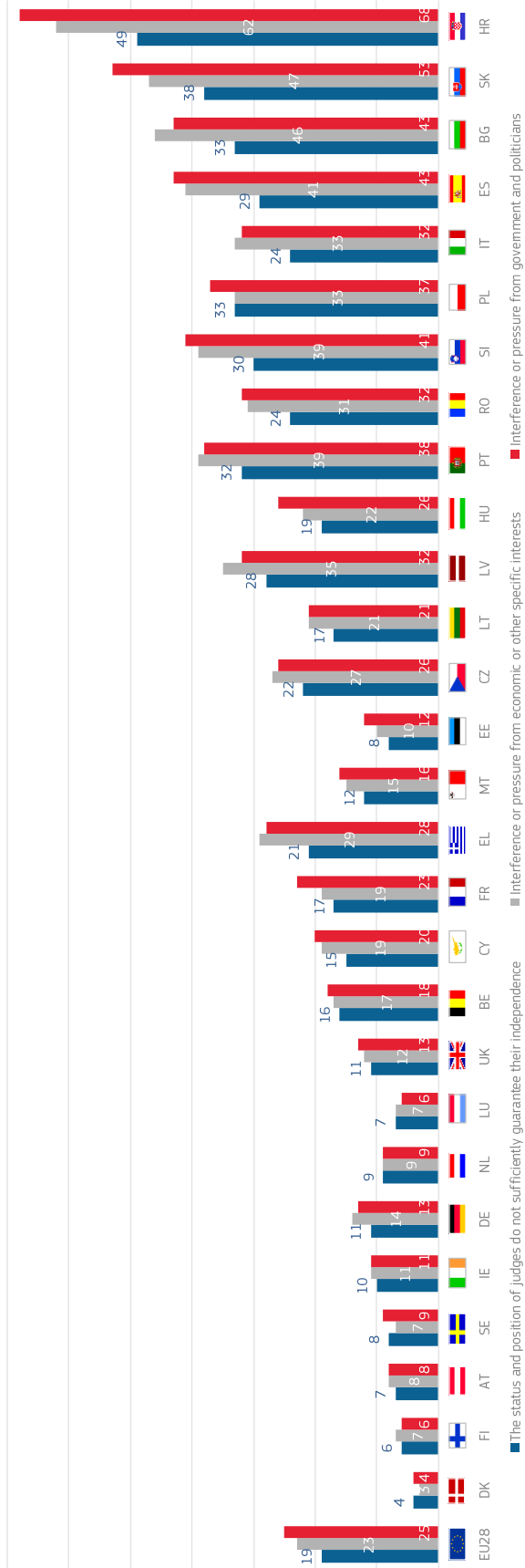
is bad, followed by 43% in Bulgaria and Spain.¹⁸ In contrast, 4% in Denmark and 6% in Finland and Luxembourg also say this.

Respondents in Croatia (62%) are by far the most likely to say **interference or pressure from economic or other specific interests** explains why they rate the level of independence of the courts and judges in their country as bad, followed by 47% in Slovakia and 46% in Bulgaria. This compares to 3% in Denmark and 7% in Sweden, Finland and Luxembourg.

At least one third of respondents in Croatia (49%), Slovakia (38%), Bulgaria and Poland (both 33%) say the fact that the **status and position of judges does not sufficiently guarantee their independence** explains their bad rating of the level of independence of courts and judges in their country. At the other end of the scale, 4% in Denmark, 6% in Finland and 7% in Luxembourg and Austria say the same.

¹⁸ Subtotals may not sum to their corresponding items due to weighting and rounding.

Q2 Could you tell me to what extent each of the following reasons explains your rating of the independence of the justice system in (OUR COUNTRY):
 (% Total Explains)



Base: all respondents (N=26,556)

TECHNICAL SPECIFICATIONS

Between 09th and 11th of January 2019, Kantar Public Brussels on behalf of TNS Political & Social carried out the FLASH EUROBAROMETER 474 survey on request of the EUROPEAN COMMISSION, Directorate-General for Justice and Consumers. It is a general public survey co-ordinated by the Directorate-General for Communication, "Media monitoring and Eurobarometer" Unit.

The FLASH EUROBAROMETER 474 survey covers the population of the respective nationalities of the European Union Member States, resident in each of the 28 Member States and aged 15 years and over.

All interviews were carried using the Kantar Public e-Call centre (our centralised CATI system). In every country the respondents were called both on fixed lines and mobile phones. The basic sample design applied in all states is multi-stage random (probability). In each household, the respondent was drawn at random following the "last birthday rule".

Kantar Public has developed its own RDD sample generation capabilities based on using contact telephone numbers from responders to random probability or random location face-to-face surveys, such as Eurobarometer, as seed numbers. The approach works because the seed number identifies a working block of telephone numbers and reduces the volume of numbers generated that will be ineffective. The seed numbers are stratified by NUTS2 region and urbanisation to approximate a geographically representative sample. From each seed number the required sample of numbers are generated by randomly replacing the last two digits. The sample is then screened against business databases in order to exclude as many of these numbers as possible before going into field. This approach is consistent across all countries.

	C O U N T R I E S	I N S T I T U T E S	N° I N T E R V I E W S	D A T E S		P O P U L A T I O N 15+	P R O P O R T I O N E U 28
				F I E L D W O R K			
BE	Belgium	Kantar Belgium (Kantar TNS)	1001	09/01/2019	10/01/2019	9,430,478	2.18%
BG	Bulgaria	KANTAR TNS BBSS	1000	09/01/2019	11/01/2019	6,108,289	1.41%
CZ	Czechia	Kantar CZ	1003	09/01/2019	10/01/2019	8,930,036	2.07%
DK	Denmark	Kantar Gallup	1003	09/01/2019	11/01/2019	4,793,807	1.11%
DE	Germany	Kantar Deutschland	1000	09/01/2019	11/01/2019	71,834,280	16.62%
EE	Estonia	Kantar Emor	1000	09/01/2019	11/01/2019	1,102,407	0.26%
IE	Ireland	Kantar UK Limited	1008	09/01/2019	11/01/2019	3,666,259	0.85%
EL	Greece	Taylor Nelson Sofres market research	1000	09/01/2019	11/01/2019	9,190,023	2.13%
ES	Spain	TNS Investigación de Mercados y Opinión	1002	10/01/2019	11/01/2019	39,460,860	9.13%
FR	France	Kantar Public France	1002	09/01/2019	10/01/2019	54,651,908	12.64%
HR	Croatia	HENDAL	1001	09/01/2019	10/01/2019	3,548,976	0.82%
IT	Italy	Kantar Italia	1000	09/01/2019	10/01/2019	52,545,031	12.16%
CY	Rep. Of Cyprus	CYMAR Market Research	500	09/01/2019	10/01/2019	717,310	0.17%
LV	Latvia	Kantar TNS Latvia	1000	09/01/2019	11/01/2019	1,650,098	0.38%
LT	Lithuania	TNS LT	1000	09/01/2019	11/01/2019	2,428,325	0.56%
LU	Luxembourg	Kantar Belgium (Kantar TNS)	505	09/01/2019	10/01/2019	493,032	0.11%
HU	Hungary	Kantar Hoffmann	1002	09/01/2019	10/01/2019	8,395,200	1.94%
MT	Malta	MISCO International	501	09/01/2019	11/01/2019	376,304	0.09%
NL	Netherlands	TNS NIPO	1007	09/01/2019	11/01/2019	14,312,179	3.31%
AT	Austria	Kantar Deutschland	1001	09/01/2019	11/01/2019	7,516,038	1.74%
PL	Poland	Kantar Polska	1000	09/01/2019	11/01/2019	32,246,194	7.46%
PT	Portugal	Marktest – Marketing, Organização e Formação	1000	09/01/2019	11/01/2019	8,877,432	2.05%
RO	Romania	Centrul Pentru Studiarea Opiniei si Pietei (C.S.O.P)	1005	09/01/2019	11/01/2019	16,608,007	3.84%
SI	Slovenia	Mediana D.O.O	1004	09/01/2019	11/01/2019	1,756,267	0.41%
SK	Slovakia	Kantar Slovakia	1000	09/01/2019	11/01/2019	4,599,960	1.06%
FI	Finland	Kantar TNS Oy	1004	09/01/2019	10/01/2019	4,608,516	1.07%
SE	Sweden	Kantar Sifo	1000	09/01/2019	10/01/2019	8,227,534	1.90%
UK	United Kingdom	Kantar UK Limited	1002	09/01/2019	11/01/2019	54,203,274	12.54%
TOTAL EU28			26,551	09/01/2019	11/01/2019	432,278,024	100%*

Readers are reminded that survey results are estimations, the accuracy of which, everything being equal, rests upon the sample size and upon the observed percentage. With samples of about 1,000 interviews, the real percentages vary within the following confidence limits:

Statistical Margins due to the sampling process
(at the 95% level of confidence)

various sample sizes are in rows

various observed results are in columns

	5%	10%	15%	20%	25%	30%	35%	40%	45%	50%	
	95%	90%	85%	80%	75%	70%	65%	60%	55%	50%	
N=50	6,0	8,3	9,9	11,1	12,0	12,7	13,2	13,6	13,8	13,9	N=50
N=500	1,9	2,6	3,1	3,5	3,8	4,0	4,2	4,3	4,4	4,4	N=500
N=1000	1,4	1,9	2,2	2,5	2,7	2,8	3,0	3,0	3,1	3,1	N=1000
N=1500	1,1	1,5	1,8	2,0	2,2	2,3	2,4	2,5	2,5	2,5	N=1500
N=2000	1,0	1,3	1,6	1,8	1,9	2,0	2,1	2,1	2,2	2,2	N=2000
N=3000	0,8	1,1	1,3	1,4	1,5	1,6	1,7	1,8	1,8	1,8	N=3000
N=4000	0,7	0,9	1,1	1,2	1,3	1,4	1,5	1,5	1,5	1,5	N=4000
N=5000	0,6	0,8	1,0	1,1	1,2	1,3	1,3	1,4	1,4	1,4	N=5000
N=6000	0,6	0,8	0,9	1,0	1,1	1,2	1,2	1,2	1,3	1,3	N=6000
N=7000	0,5	0,7	0,8	0,9	1,0	1,1	1,1	1,1	1,2	1,2	N=7000
N=7500	0,5	0,7	0,8	0,9	1,0	1,0	1,1	1,1	1,1	1,1	N=7500
N=8000	0,5	0,7	0,8	0,9	0,9	1,0	1,0	1,1	1,1	1,1	N=8000
N=9000	0,5	0,6	0,7	0,8	0,9	0,9	1,0	1,0	1,0	1,0	N=9000
N=10000	0,4	0,6	0,7	0,8	0,8	0,9	0,9	1,0	1,0	1,0	N=10000
N=11000	0,4	0,6	0,7	0,7	0,8	0,9	0,9	0,9	0,9	0,9	N=11000
N=12000	0,4	0,5	0,6	0,7	0,8	0,8	0,9	0,9	0,9	0,9	N=12000
N=13000	0,4	0,5	0,6	0,7	0,7	0,8	0,8	0,8	0,9	0,9	N=13000
N=14000	0,4	0,5	0,6	0,7	0,7	0,8	0,8	0,8	0,8	0,8	N=14000
N=15000	0,3	0,5	0,6	0,6	0,7	0,7	0,8	0,8	0,8	0,8	N=15000
	5%	10%	15%	20%	25%	30%	35%	40%	45%	50%	
	95%	90%	85%	80%	75%	70%	65%	60%	55%	50%	

QUESTIONNAIRE

ASK ALL

Q1 From what you know, how would you rate the justice system in (OUR COUNTRY) in terms of the independence of courts and judges? Would you say it is very good, fairly good, fairly bad or very bad?

(READ OUT – ONE ANSWER ONLY)

Very good	1
Fairly good	2
Fairly bad	3
Very bad	4
DK	5

FL461 Q1

ASK Q2a IF 'FAIRLY BAD' (CODE 3) OR 'VERY BAD' (CODE 4) IN Q1 – OTHERS GO TO Q2b

Q2a Could you tell me to what extent each of the following reasons explains your rating of the independence of the justice system in (OUR COUNTRY):

(READ OUT – ONE ANSWER PER LINE)

		Very much	Somewhat	Not really	Not at all	DK
1	Interference or pressure from government and politicians	1	2	3	4	6
2	Interference or pressure from economic or other specific interests	1	2	3	4	6
3	The status and position of judges do not sufficiently guarantee their independence	1	2	3	4	6

FL461 Q2a

ASK Q2b IF 'VERY GOOD' (CODE 1) OR 'FAIRLY GOOD' (CODE 2) IN Q1






























Q2b Could you tell me to what extent each of the following reasons explains your rating of the independence of the justice system in (OUR COUNTRY):

(READ OUT – ONE ANSWER PER LINE)






























		Very much	Somewhat	Not really	Not at all	DK
1	No interference or pressure from government and politicians	1	2	3	4	6
2	No interference or pressure from economic or other specific interests	1	2	3	4	6
3	The status and position of judges sufficiently guarantee their independence	1	2	3	4	6

FL461 Q2b

D4 In the last two years, have you been involved in any dispute which has gone to court? (%)

		Yes		No		Don't know
		January 2019	Diff. January 2019 - January 2018	January 2019	Diff. January 2019 - January 2018	
EU28		6	0	94	0	0
BE		7	2	93	-2	0
BG		6	-1	94	2	0
CZ		8	2	92	-2	0
DK		4	0	96	0	0
DE		6	1	94	-1	0
EE		8	3	92	-3	0
IE		4	1	96	-1	0
EL		7	2	93	-2	0
ES		5	-1	95	1	0
FR		4	-1	96	1	0
HR		12	2	88	-2	0
IT		6	-1	94	1	0
CY		7	0	93	0	0
LV		5	-1	95	1	0
LT		6	-2	94	2	0
LU		7	2	93	-2	0
HU		5	-2	95	2	0
MT		5	1	95	-1	0
NL		7	2	92	-3	1
AT		7	0	93	0	0
PL		9	1	91	-1	0
PT		8	3	92	-3	0
RO		6	-3	94	3	0
SI		7	1	93	-1	0
SK		8	2	92	-2	0
FI		2	-1	98	1	0
SE		2	-2	98	2	0
UK		6	1	94	-1	0






























Q1 From what you know, how would you rate the justice system in (OUR COUNTRY) in terms of the independence of courts and judges? Would you say it is very good, fairly good, fairly bad or very bad? (%)

	Very good		Fairly good		Fairly bad		Very bad		Total 'Good'		Total 'Bad'		Don't know
	January 2019	Diff. January 2019 - January 2018	January 2019	Diff. January 2019 - January 2018	January 2019	Diff. January 2019 - January 2018	January 2019	Diff. January 2019 - January 2018	January 2019	Diff. January 2019 - January 2018	January 2019	Diff. January 2019 - January 2018	
EU28 	12	1	44	-1	22	0	11	1	56	0	33	1	11
BE 	9	0	53	-2	17	-1	8	3	62	-2	25	2	13
BG 	3	0	31	4	35	4	23	-3	34	4	58	1	8
CZ 	5	0	46	0	27	-1	9	2	51	0	36	1	13
DK 	40	2	47	-2	5	-2	1	-1	87	0	6	-3	7
DE 	22	3	52	-3	15	1	3	0	74	0	18	1	8
EE 	6	-1	49	-5	12	1	3	2	55	-6	15	3	30
IE 	19	-1	55	0	10	-2	7	0	74	-1	17	-2	9
EL 	9	-2	48	0	24	2	10	1	57	-2	34	3	9
ES 	5	-2	32	0	37	5	18	1	37	-2	55	6	8
FR 	6	0	53	1	23	0	8	0	59	1	31	0	10
HR 	4	-2	14	-3	34	0	42	7	18	-5	76	7	6
IT 	3	0	34	5	29	-3	17	-4	37	5	46	-7	17
CY 	10	1	49	3	15	-3	9	-3	59	4	24	-6	17
LV 	2	0	43	-2	35	1	7	0	45	-2	42	1	13
LT 	2	0	47	-1	21	-1	6	-1	49	-1	27	-2	24
LU 	19	4	51	-5	8	1	2	0	70	-1	10	1	20
HU 	6	0	37	-5	21	-1	12	4	43	-5	33	3	24
MT 	14	6	42	5	18	0	7	-2	56	11	25	-2	19
NL 	20	-5	51	-3	11	4	4	1	71	-8	15	5	14
AT 	18	-5	65	7	8	1	2	0	83	2	10	1	7
PL 	4	-1	35	-2	30	1	20	4	39	-3	50	5	11
PT 	2	0	40	-8	33	1	13	2	42	-8	46	3	12
RO 	4	-1	36	-6	27	3	17	2	40	-7	44	5	16
SI 	2	0	37	6	28	-4	19	-3	39	6	47	-7	14
SK 	3	0	25	-1	36	-3	24	5	28	-1	60	2	12
FI 	21	4	62	-3	9	0	1	0	83	1	10	0	7
SE 	29	7	50	-3	10	-1	3	0	79	4	13	-1	8
UK 	21	1	49	1	10	-3	9	2	70	2	19	-1	11

Q2a.1 Could you tell me to what extent each of the following reasons explains your rating of the independence of the justice system in (OUR COUNTRY): **Interference or pressure from government and politicians** (%)

		Very much		Somewhat		Not really		Not at all		Total 'Explains'		Total 'Doesn't explain'		Don't know
		January 2019	Diff. January 2019 - January 2018	January 2019	Diff. January 2019 - January 2018	January 2019	Diff. January 2019 - January 2018	January 2019	Diff. January 2019 - January 2018	January 2019	Diff. January 2019 - January 2018	January 2019	Diff. January 2019 - January 2018	
EU28		48	2	26	0	11	-1	10	-1	74	2	21	-2	5
BE		39	0	32	3	11	-3	14	1	71	3	25	-2	4
BG		43	5	31	-1	9	1	9	-5	74	4	18	-4	8
CZ		45	9	27	-7	11	-1	10	0	72	2	21	-1	7
DK		32	10	31	-4	11	-11	17	5	63	6	28	-6	9
DE		46	3	28	-1	12	-3	10	2	74	2	22	-1	4
EE		37	10	39	1	14	0	4	-6	76	11	18	-6	6
IE		32	-6	29	-1	21	5	14	2	61	-7	35	7	4
EL		43	5	40	-3	9	-2	6	-1	83	2	15	-3	2
ES		64	-2	14	1	8	0	11	0	78	-1	19	0	3
FR		50	7	25	-1	11	-5	11	-1	75	6	22	-6	3
HR		64	2	25	0	4	-1	5	1	89	2	9	0	2
IT		33	-8	37	6	16	3	10	0	70	-2	26	3	4
CY		59	11	24	-1	3	-8	8	-2	83	10	11	-10	6
LV		43	-10	35	6	9	1	8	0	78	-4	17	1	5
LT		40	-8	37	2	8	2	8	4	77	-6	16	6	7
LU		30	-1	30	4	17	-10	12	-2	60	3	29	-12	11
HU		59	14	21	-8	9	-1	5	-4	80	6	14	-5	6
MT		42	-9	22	-1	13	5	15	7	64	-10	28	12	8
NL		32	5	34	-7	13	-1	16	4	66	-2	29	3	5
AT		54	13	27	-10	7	0	7	-3	81	3	14	-3	5
PL		47	-3	25	2	12	1	10	0	72	-1	22	1	6
PT		58	11	25	-7	3	-4	8	0	83	4	11	-4	6
RO		51	3	23	-1	8	-1	13	-1	74	2	21	-2	5
SI		61	0	26	-2	4	1	5	1	87	-2	9	2	4
SK		69	22	19	-10	4	-9	3	-4	88	12	7	-13	5
FI		21	3	40	11	22	-1	14	-9	61	14	36	-10	3
SE		25	-1	44	4	9	-3	15	5	69	3	24	2	7
UK		40	9	24	-5	14	-5	15	-1	64	4	29	-6	7

Q2a.2 Could you tell me to what extent each of the following reasons explains your rating of the independence of the justice system in (OUR COUNTRY): **Interference or pressure from economic or other specific interests (%)**

		Very much		Somewhat		Not really		Not at all		Total 'Explains'		Total 'Doesn't explain'		Don't know
		January 2019	Diff. January 2019 - January 2018	January 2019	Diff. January 2019 - January 2018	January 2019	Diff. January 2019 - January 2018	January 2019	Diff. January 2019 - January 2018	January 2019	Diff. January 2019 - January 2018	January 2019	Diff. January 2019 - January 2018	
		EU28		39	2	31	-1	15	-1	9	-1	70	1	
BE		32	-7	35	4	17	-3	10	3	67	-3	27	0	6
BG		45	4	35	3	7	-5	7	-2	80	7	14	-7	6
CZ		38	5	35	-2	14	-2	6	-1	73	3	20	-3	7
DK		27	2	32	0	16	-2	15	4	59	2	31	2	10
DE		56	10	23	-9	9	1	6	-1	79	1	15	0	6
EE		25	2	41	6	13	-5	9	-5	66	8	22	-10	12
IE		32	8	31	2	19	-3	16	2	63	10	35	-1	2
EL		45	2	40	-1	6	-2	5	1	85	1	11	-1	4
ES		50	1	24	2	12	-2	10	-2	74	3	22	-4	4
FR		33	-4	27	-1	20	-1	14	3	60	-5	34	2	6
HR		46	-1	36	4	10	0	5	-2	82	3	15	-2	3
IT		34	-2	36	2	17	1	7	-1	70	0	24	0	6
CY		53	3	26	0	11	7	5	-7	79	3	16	0	5
LV		49	-1	35	4	7	-2	5	-2	84	3	12	-4	4
LT		43	4	37	-3	6	0	7	2	80	1	13	2	7
LU		30	7	42	-5	16	0	10	-1	72	2	26	-1	2
HU		38	8	30	-12	12	-1	12	4	68	-4	24	3	8
MT		36	-1	25	3	10	-8	17	10	61	2	27	2	12
NL		15	-9	48	11	19	-4	13	3	63	2	32	-1	5
AT		53	14	24	-12	10	0	7	-3	77	2	17	-3	6
PL		30	4	35	1	22	-1	7	-4	65	5	29	-5	6
PT		58	6	26	-6	4	-1	7	1	84	0	11	0	5
RO		42	5	29	-6	12	4	10	-4	71	-1	22	0	7
SI		45	-3	35	1	5	1	7	0	80	-2	12	1	8
SK		48	11	31	-7	8	-5	7	0	79	4	15	-5	6
FI		18	-1	49	7	16	4	12	-8	67	6	28	-4	5
SE		13	-9	42	-1	19	5	14	3	55	-10	33	8	12
UK		25	2	37	1	18	-3	13	1	62	3	31	-2	7






























Q2a.3 Could you tell me to what extent each of the following reasons explains your rating of the independence of the justice system in (OUR COUNTRY): **The status and position of judges do not sufficiently guarantee their independence** (%)

		Very much		Somewhat		Not really		Not at all		Total 'Explains'		Total 'Doesn't explain'		Don't know
		January 2019	Diff. January 2019 - January 2018	January 2019	Diff. January 2019 - January 2018	January 2019	Diff. January 2019 - January 2018	January 2019	Diff. January 2019 - January 2018	January 2019	Diff. January 2019 - January 2018	January 2019	Diff. January 2019 - January 2018	
EU28		24	1	33	-2	22	1	14	0	57	-1	36	1	7
BE		22	5	39	-7	21	0	10	-2	61	-2	31	-2	8
BG		23	4	34	-2	18	-1	16	-1	57	2	34	-2	9
CZ		21	3	38	0	15	-7	14	2	59	3	29	-5	12
DK		14	2	47	0	12	-6	19	14	61	2	31	8	8
DE		31	9	34	-13	20	3	6	0	65	-4	26	3	9
EE		16	5	38	-3	17	0	15	0	54	2	32	0	14
IE		19	-5	37	0	24	6	17	1	56	-5	41	7	3
EL		23	4	37	-2	18	-2	16	-2	60	2	34	-4	6
ES		25	-1	27	0	23	1	21	-1	52	-1	44	0	4
FR		22	-1	31	-2	25	1	14	-1	53	-3	39	0	8
HR		29	2	36	-2	16	2	11	-3	65	0	27	-1	8
IT		18	-6	35	2	27	5	13	-1	53	-4	40	4	7
CY		29	4	32	-7	16	4	14	-1	61	-3	30	3	9
LV		29	-1	39	3	15	-1	8	-3	68	2	23	-4	9
LT		23	-3	42	3	14	4	9	1	65	0	23	5	12
LU		18	2	49	14	18	-8	12	-2	67	16	30	-10	3
HU		27	4	29	-3	22	-4	16	5	56	1	38	1	6
MT		23	-6	25	-2	25	4	12	5	48	-8	37	9	15
NL		17	-1	43	-6	22	5	14	3	60	-7	36	8	4
AT		28	8	38	-8	17	5	10	3	66	0	27	8	7
PL		31	3	33	0	18	-1	11	-1	64	3	29	-2	7
PT		34	0	35	-1	8	-2	14	1	69	-1	22	-1	9
RO		18	-5	37	2	19	1	15	0	55	-3	34	1	11
SI		22	-4	41	2	13	2	17	2	63	-2	30	4	7
SK		31	12	33	-4	18	-5	12	-2	64	8	30	-7	6
FI		16	2	51	4	17	2	11	-5	67	6	28	-3	5
SE		18	5	50	6	10	-11	8	-5	68	11	18	-16	14
UK		23	7	32	-4	21	-3	15	-1	55	3	36	-4	9

Q2a.4 Could you tell me to what extent each of the following reasons explains your rating of the independence of the justice system in (OUR COUNTRY): **Interference or pressure from government and politicians** (%)

		Very much		Somewhat		Not really		Not at all		Total 'Explains'		Total 'Doesn't explain'		Don't know
		January 2019	Diff. January 2019 - January 2018	January 2019	Diff. January 2019 - January 2018	January 2019	Diff. January 2019 - January 2018	January 2019	Diff. January 2019 - January 2018	January 2019	Diff. January 2019 - January 2018	January 2019	Diff. January 2019 - January 2018	
		EU28		16	1	9	0	4	0	3	0	25	1	
BE		10	1	8	1	3	0	3	0	18	2	6	0	76
BG		25	4	18	0	5	0	5	-3	43	4	10	-3	47
CZ		16	3	10	-2	4	0	4	0	26	1	8	0	66
DK		2	0	2	-1	0	-2	1	0	4	-1	1	-2	95
DE		8	1	5	0	2	-1	2	1	13	1	4	0	83
EE		6	3	6	1	2	0	1	0	12	4	3	0	85
IE		6	-2	5	-1	4	1	2	0	11	-3	6	1	83
EL		14	2	14	1	3	-1	2	0	28	3	5	-1	67
ES		35	2	8	2	5	1	6	1	43	4	11	2	46
FR		15	1	8	0	3	-2	4	0	23	1	7	-2	70
HR		49	6	19	2	3	-1	3	1	68	8	6	0	26
IT		15	-7	17	1	7	0	5	0	32	-6	12	0	56
CY		14	0	6	-2	1	-2	2	-1	20	-2	3	-3	77
LV		18	-4	14	2	4	1	4	1	32	-2	8	2	60
LT		11	-3	10	0	2	0	2	1	21	-3	4	1	75
LU		3	0	3	1	2	-1	1	0	6	1	3	-1	91
HU		19	5	7	-1	3	0	2	-1	26	4	5	-1	69
MT		10	-4	6	0	3	1	4	2	16	-4	7	3	77
NL		4	1	5	1	2	1	2	1	9	2	4	2	87
AT		5	1	3	0	1	0	1	0	8	1	2	0	90
PL		24	1	13	3	6	1	5	0	37	4	11	1	52
PT		26	6	12	-2	1	-2	4	1	38	4	5	-1	57
RO		22	3	10	0	4	1	6	0	32	3	10	1	58
SI		29	-4	12	-3	2	0	3	1	41	-7	5	1	54
SK		41	13	12	-5	2	-5	2	-2	53	8	4	-7	43
FI		2	0	4	1	2	-1	1	-1	6	1	3	-2	91
SE		3	-1	6	0	1	-1	2	1	9	-1	3	0	88
UK		8	2	5	-1	2	-2	3	0	13	1	5	-2	82

Q2a.5 Could you tell me to what extent each of the following reasons explains your rating of the independence of the justice system in (OUR COUNTRY): **Interference or pressure from economic or other specific interests** (%)

		Very much		Somewhat		Not really		Not at all		Total 'Explains'		Total 'Doesn't explain'		Don't know
		January 2019	Diff. January 2019 - January 2018	January 2019	Diff. January 2019 - January 2018	January 2019	Diff. January 2019 - January 2018	January 2019	Diff. January 2019 - January 2018	January 2019	Diff. January 2019 - January 2018	January 2019	Diff. January 2019 - January 2018	
		EU28		13	1	10	0	5	0	3	0	23	1	
BE		8	-1	9	2	4	0	2	0	17	1	6	0	77
BG		26	3	20	2	4	-3	4	-1	46	5	8	-4	46
CZ		14	3	13	0	5	-1	2	-1	27	3	7	-2	66
DK		1	-1	2	-1	1	-1	1	0	3	-2	2	-1	95
DE		10	2	4	-2	1	0	1	0	14	0	2	0	84
EE		4	1	6	2	2	0	1	-1	10	3	3	-1	87
IE		6	1	5	-1	3	-1	3	0	11	0	6	-1	83
EL		15	2	14	1	2	-1	2	1	29	3	4	0	67
ES		28	4	13	2	7	0	6	0	41	6	13	0	46
FR		11	-1	8	-1	6	0	4	0	19	-2	10	0	71
HR		35	3	27	5	7	0	4	-1	62	8	11	-1	27
IT		16	-3	17	-1	8	0	3	-1	33	-4	11	-1	56
CY		13	-2	6	-2	3	2	1	-3	19	-4	4	-1	77
LV		20	0	15	2	3	-1	2	-1	35	2	5	-2	60
LT		11	0	10	-2	2	0	2	1	21	-2	4	1	75
LU		3	1	4	0	2	1	1	0	7	1	3	1	90
HU		12	3	10	-3	4	0	4	2	22	0	8	2	70
MT		9	0	6	0	3	-2	4	2	15	0	7	0	78
NL		2	0	7	3	3	1	2	1	9	3	5	2	86
AT		6	3	2	-1	1	0	1	0	8	2	2	0	90
PL		15	3	18	2	11	1	4	-1	33	5	15	0	52
PT		27	5	12	-2	2	0	3	0	39	3	5	0	56
RO		18	3	13	-1	6	3	4	-1	31	2	10	2	59
SI		22	-4	17	-1	2	0	3	-1	39	-5	5	-1	56
SK		29	7	18	-4	5	-2	4	0	47	3	9	-2	44
FI		2	0	5	0	1	0	1	-1	7	0	2	-1	91
SE		2	-1	5	-1	2	0	2	0	7	-2	4	0	89
UK		5	0	7	0	4	0	3	0	12	0	7	0	81

Q2a.6 Could you tell me to what extent each of the following reasons explains your rating of the independence of the justice system in (OUR COUNTRY): **The status and position of judges do not sufficiently guarantee their independence** (%)

		Very much		Somewhat		Not really		Not at all		Total 'Explains'		Total 'Doesn't explain'		Don't know
		January 2019	Diff. January 2019 - January 2018	January 2019	Diff. January 2019 - January 2018	January 2019	Diff. January 2019 - January 2018	January 2019	Diff. January 2019 - January 2018	January 2019	Diff. January 2019 - January 2018	January 2019	Diff. January 2019 - January 2018	
EU28		8	1	11	0	7	0	5	0	19	1	12	0	69
BE		6	2	10	0	5	0	2	-1	16	2	7	-1	77
BG		13	2	20	0	10	-1	9	0	33	2	19	-1	48
CZ		8	2	14	0	5	-3	5	1	22	2	10	-2	68
DK		1	0	3	-1	1	-1	1	1	4	-1	2	0	94
DE		5	1	6	-2	4	1	1	0	11	-1	5	1	84
EE		2	1	6	1	3	1	2	0	8	2	5	1	87
IE		3	-2	7	0	4	0	3	0	10	-2	7	0	83
EL		8	2	13	1	6	0	5	-1	21	3	11	-1	68
ES		14	1	15	2	13	2	12	1	29	3	25	3	46
FR		7	0	10	0	8	0	4	-1	17	0	12	-1	71
HR		22	3	27	0	13	3	8	-1	49	3	21	2	30
IT		8	-5	16	-1	13	1	6	-1	24	-6	19	0	57
CY		7	-1	8	-4	4	0	3	-1	15	-5	7	-1	78
LV		12	0	16	2	6	-1	4	-1	28	2	10	-2	62
LT		6	-2	11	0	4	1	2	0	17	-2	6	1	77
LU		2	0	5	2	2	0	1	0	7	2	3	0	90
HU		9	2	10	0	7	-1	5	2	19	2	12	1	69
MT		6	-2	6	-1	6	1	3	1	12	-3	9	2	79
NL		3	1	6	1	3	1	2	1	9	2	5	2	86
AT		3	1	4	0	2	1	1	0	7	1	3	1	90
PL		16	3	17	2	9	1	5	-1	33	5	14	0	53
PT		16	1	16	0	4	0	6	1	32	1	10	1	58
RO		8	-1	16	2	9	2	6	0	24	1	15	2	61
SI		11	-3	19	-2	6	0	8	0	30	-5	14	0	56
SK		18	7	20	-2	11	-2	7	-1	38	5	18	-3	44
FI		1	0	5	0	2	0	1	-1	6	0	3	-1	91
SE		2	0	6	0	1	-2	1	-1	8	0	2	-3	90
UK		5	2	6	-1	4	-1	3	0	11	1	7	-1	82

Q2b.1 Could you tell me to what extent each of the following reasons explains your rating of the independence of the justice system in (OUR COUNTRY): **No interference or pressure from government and politicians** (%)

		Very much		Somewhat		Not really		Not at all		Total 'Explains'		Total 'Doesn't explain'		Don't know
		January 2019	Diff. January 2019 - January 2018	January 2019	Diff. January 2019 - January 2018	January 2019	Diff. January 2019 - January 2018	January 2019	Diff. January 2019 - January 2018	January 2019	Diff. January 2019 - January 2018	January 2019	Diff. January 2019 - January 2018	
EU28		21	0	42	-1	20	1	12	0	63	-1	32	1	5
BE		16	-1	44	-1	24	3	11	-1	60	-2	35	2	5
BG		14	2	41	4	23	-4	13	-2	55	6	36	-6	9
CZ		16	2	47	-4	16	-2	15	3	63	-2	31	1	6
DK		28	7	49	-1	11	-4	6	-1	77	6	17	-5	6
DE		27	2	43	-2	14	1	12	0	70	0	26	1	4
EE		22	-3	36	2	20	2	10	-3	58	-1	30	-1	12
IE		26	6	38	1	21	-2	12	-3	64	7	33	-5	3
EL		13	-1	38	2	28	-4	14	1	51	1	42	-3	7
ES		22	-4	40	6	19	-1	13	-4	62	2	32	-5	6
FR		17	2	38	-2	27	-2	14	1	55	0	41	-1	4
HR		15	-12	45	7	13	-1	21	5	60	-5	34	4	6
IT		12	-3	46	3	31	3	8	-2	58	0	39	1	3
CY		20	0	44	6	13	0	13	-9	64	6	26	-9	10
LV		21	-1	43	5	20	0	10	-3	64	4	30	-3	6
LT		16	-8	39	-6	19	6	16	6	55	-14	35	12	10
LU		14	2	33	-7	26	2	20	2	47	-5	46	4	7
HU		18	5	38	-3	21	1	16	-3	56	2	37	-2	7
MT		20	0	37	3	12	1	22	-3	57	3	34	-2	9
NL		27	0	47	3	12	-3	10	-1	74	3	22	-4	4
AT		21	4	44	-5	20	4	12	-4	65	-1	32	0	3
PL		26	-3	38	4	20	-3	9	-1	64	1	29	-4	7
PT		25	-3	44	3	12	0	15	-1	69	0	27	-1	4
RO		22	2	38	-2	15	0	16	-2	60	0	31	-2	9
SI		14	-3	45	-2	18	-1	16	3	59	-5	34	2	7
SK		25	8	37	-9	18	3	16	2	62	-1	34	5	4
FI		19	2	44	-4	21	3	11	-2	63	-2	32	1	5
SE		23	-1	35	-9	17	6	20	4	58	-10	37	10	5
UK		21	-2	42	-4	21	3	11	2	63	-6	32	5	5

Q2b.2 Could you tell me to what extent each of the following reasons explains your rating of the independence of the justice system in (OUR COUNTRY): **No interference or pressure from economic or other specific interests (%)**

		Very much		Somewhat		Not really		Not at all		Total 'Explains'		Total 'Doesn't explain'		Don't know
		January 2019	Diff. January 2019 - January 2018	January 2019	Diff. January 2019 - January 2018	January 2019	Diff. January 2019 - January 2018	January 2019	Diff. January 2019 - January 2018	January 2019	Diff. January 2019 - January 2018	January 2019	Diff. January 2019 - January 2018	
		EU28		21	1	42	-1	20	0	12	0	63	0	
BE		17	2	45	-4	20	1	12	0	62	-2	32	1	6
BG		17	7	43	2	18	-5	12	-3	60	9	30	-8	10
CZ		9	-2	50	2	18	-3	14	0	59	0	32	-3	9
DK		39	6	33	-2	9	-4	10	0	72	4	19	-4	9
DE		26	4	45	-3	14	-1	10	0	71	1	24	-1	5
EE		19	-1	36	0	21	3	10	-4	55	-1	31	-1	14
IE		26	4	35	-1	22	0	15	0	61	3	37	0	2
EL		12	0	40	-3	28	4	12	-2	52	-3	40	2	8
ES		19	-2	36	-3	22	4	17	-2	55	-5	39	2	6
FR		19	3	40	-4	25	1	12	1	59	-1	37	2	4
HR		15	0	49	1	12	-1	17	-1	64	1	29	-2	7
IT		12	-4	47	7	29	0	8	-1	59	3	37	-1	4
CY		25	2	37	-11	11	2	16	0	62	-9	27	2	11
LV		18	-1	49	6	17	-2	9	-3	67	5	26	-5	7
LT		12	-7	44	-3	21	7	14	3	56	-10	35	10	9
LU		11	-1	38	-6	23	2	20	3	49	-7	43	5	8
HU		13	-2	39	1	25	2	16	0	52	-1	41	2	7
MT		21	4	32	-1	14	-4	18	3	53	3	32	-1	15
NL		27	0	45	3	13	-2	10	-1	72	3	23	-3	5
AT		21	3	45	2	19	0	13	-4	66	5	32	-4	2
PL		19	1	42	3	23	-4	10	-1	61	4	33	-5	6
PT		26	3	44	-3	14	4	12	-5	70	0	26	-1	4
RO		17	-3	49	10	13	-6	14	-2	66	7	27	-8	7
SI		14	1	48	0	18	-6	10	2	62	1	28	-4	10
SK		11	-5	48	4	19	2	15	1	59	-1	34	3	7
FI		22	5	40	-6	18	-1	14	0	62	-1	32	-1	6
SE		24	-2	30	-7	16	1	24	7	54	-9	40	8	6
UK		26	3	37	-2	21	-1	11	0	63	1	32	-1	5






























Q2b.3 Could you tell me to what extent each of the following reasons explains your rating of the independence of the justice system in (OUR COUNTRY): **The status and position of judges sufficiently guarantee their independence (%)**

		Very much		Somewhat		Not really		Not at all		Total 'Explains'		Total 'Doesn't explain'		Don't know
		January 2019	Diff. January 2019 - January 2018	January 2019	Diff. January 2019 - January 2018	January 2019	Diff. January 2019 - January 2018	January 2019	Diff. January 2019 - January 2018	January 2019	Diff. January 2019 - January 2018	January 2019	Diff. January 2019 - January 2018	
EU28		35	1	43	-2	12	0	4	0	78	-1	16	0	6
BE		29	2	48	-4	13	3	4	0	77	-2	17	3	6
BG		14	2	48	-1	16	-4	11	3	62	1	27	-1	11
CZ		32	3	46	3	7	-9	7	1	78	6	14	-8	8
DK		38	-5	45	5	5	-1	3	1	83	0	8	0	9
DE		58	5	29	-5	6	-1	2	0	87	0	8	-1	5
EE		38	-1	35	-2	10	1	4	-2	73	-3	14	-1	13
IE		40	10	43	-2	9	-5	4	-1	83	8	13	-6	4
EL		17	1	50	-5	23	4	4	-1	67	-4	27	3	6
ES		35	3	34	-8	18	1	8	1	69	-5	26	2	5
FR		28	6	51	-5	11	-4	5	1	79	1	16	-3	5
HR		15	-3	48	-7	18	4	15	8	63	-10	33	12	4
IT		16	-5	63	4	14	1	2	1	79	-1	16	2	5
CY		26	3	48	-5	10	2	6	-3	74	-2	16	-1	10
LV		32	5	40	-4	16	1	6	1	72	1	22	2	6
LT		19	3	47	1	14	-1	11	0	66	4	25	-1	9
LU		29	-8	51	3	10	4	3	0	80	-5	13	4	7
HU		25	3	46	-5	15	1	6	2	71	-2	21	3	8
MT		40	0	29	-2	15	-2	4	0	69	-2	19	-2	12
NL		39	1	48	0	9	2	2	-1	87	1	11	1	2
AT		49	-2	35	2	9	3	3	-2	84	0	12	1	4
PL		22	-3	51	2	16	-1	5	1	73	-1	21	0	6
PT		17	-1	43	1	13	2	21	-2	60	0	34	0	6
RO		21	-1	48	-4	15	1	7	2	69	-5	22	3	9
SI		23	-6	53	5	7	-5	6	0	76	-1	13	-5	11
SK		18	1	54	2	14	-2	7	-2	72	3	21	-4	7
FI		32	-2	49	5	10	-2	5	0	81	3	15	-2	4
SE		37	3	43	-3	8	0	4	0	80	0	12	0	8
UK		30	-3	44	3	15	0	4	0	74	0	19	0	7

Q2b.4 Could you tell me to what extent each of the following reasons explains your rating of the independence of the justice system in (OUR COUNTRY): **No interference or pressure from government and politicians** (%)

		Very much		Somewhat		Not really		Not at all		Total 'Explains'		Total 'Doesn't explain'		Don't know
		January 2019	Diff. January 2019 - January 2018	January 2019	Diff. January 2019 - January 2018	January 2019	Diff. January 2019 - January 2018	January 2019	Diff. January 2019 - January 2018	January 2019	Diff. January 2019 - January 2018	January 2019	Diff. January 2019 - January 2018	
EU28		12	0	23	-1	11	0	7	0	35	-1	18	0	47
BE		10	-1	28	-1	15	1	7	0	38	-2	22	1	40
BG		5	1	14	3	8	0	4	0	19	4	12	0	69
CZ		8	1	24	-2	8	-1	8	2	32	-1	16	1	52
DK		25	6	42	-1	10	-3	5	-1	67	5	15	-4	18
DE		20	2	32	-2	11	1	9	0	52	0	20	1	28
EE		12	-3	19	-2	11	0	6	-2	31	-5	17	-2	52
IE		19	4	28	1	15	-2	9	-2	47	5	24	-4	29
EL		7	-1	22	1	16	-3	8	0	29	0	24	-3	47
ES		8	-2	14	1	7	-1	5	-2	22	-1	12	-3	66
FR		10	2	22	-1	16	0	9	1	32	1	25	1	43
HR		3	-3	8	-1	3	0	4	0	11	-4	7	0	82
IT		4	-1	17	3	12	3	3	0	21	2	15	3	64
CY		12	1	26	5	8	1	8	-4	38	6	16	-3	46
LV		10	0	20	2	9	-1	4	-2	30	2	13	-3	57
LT		8	-4	20	-3	9	2	8	3	28	-7	17	5	55
LU		10	1	23	-5	18	1	14	1	33	-4	32	2	35
HU		8	2	16	-4	9	-1	7	-2	24	-2	16	-3	60
MT		12	3	21	5	6	1	12	1	33	8	18	2	49
NL		19	-3	33	-2	9	-3	7	-1	52	-5	16	-4	32
AT		17	3	36	-3	17	4	10	-3	53	0	27	1	20
PL		10	-2	15	1	7	-3	3	-1	25	-1	10	-4	65
PT		10	-4	19	-1	5	-1	7	-1	29	-5	12	-2	59
RO		9	0	15	-3	6	-1	6	-3	24	-3	12	-4	64
SI		5	-1	17	1	7	1	6	2	22	0	13	3	65
SK		7	2	10	-3	5	1	4	0	17	-1	9	1	74
FI		16	2	37	-2	18	4	8	-3	53	0	26	1	21
SE		18	0	28	-5	13	5	16	4	46	-5	29	9	25
UK		14	-2	30	-1	14	2	8	2	44	-3	22	4	34

Q2b.5 Could you tell me to what extent each of the following reasons explains your rating of the independence of the justice system in (OUR COUNTRY): **No interference or pressure from economic or other specific interests** (%)

		Very much		Somewhat		Not really		Not at all		Total 'Explains'		Total 'Doesn't explain'		Don't know
		January 2019	Diff. January 2019 - January 2018	January 2019	Diff. January 2019 - January 2018	January 2019	Diff. January 2019 - January 2018	January 2019	Diff. January 2019 - January 2018	January 2019	Diff. January 2019 - January 2018	January 2019	Diff. January 2019 - January 2018	
		EU28		12	1	23	-1	11	0	7	0	35	0	
BE		11	1	28	-4	12	0	8	1	39	-3	20	1	41
BG		6	3	15	3	6	-1	4	-1	21	6	10	-2	69
CZ		5	-1	26	2	9	-2	7	0	31	1	16	-2	53
DK		35	7	28	-3	8	-4	8	0	63	4	16	-4	21
DE		20	3	33	-2	11	0	7	-1	53	1	18	-1	29
EE		10	-2	20	-2	12	1	5	-3	30	-4	17	-2	53
IE		19	3	26	-1	16	0	11	0	45	2	27	0	28
EL		7	0	23	-2	16	2	7	-2	30	-2	23	0	47
ES		7	-1	13	-2	8	1	6	-2	20	-3	14	-1	66
FR		11	2	24	-1	15	1	7	0	35	1	22	1	43
HR		3	-1	9	-2	2	-1	3	-1	12	-3	5	-2	83
IT		4	-1	17	4	11	2	3	0	21	3	14	2	65
CY		15	2	22	-4	6	1	10	1	37	-2	16	2	47
LV		8	-1	23	3	7	-2	4	-2	31	2	11	-4	58
LT		6	-4	22	-2	10	3	7	2	28	-6	17	5	55
LU		8	0	26	-5	16	1	14	2	34	-5	30	3	36
HU		5	-2	17	-1	11	0	7	-1	22	-3	18	-1	60
MT		12	4	18	3	8	0	10	3	30	7	18	3	52
NL		20	-2	32	-1	9	-3	7	-2	52	-3	16	-5	32
AT		18	4	37	2	16	1	10	-4	55	6	26	-3	19
PL		7	0	16	-1	9	-2	4	-1	23	-1	13	-3	64
PT		11	-1	19	-4	6	1	5	-3	30	-5	11	-2	59
RO		7	-2	19	0	5	-4	6	-1	26	-2	11	-5	63
SI		5	1	19	3	7	-1	4	1	24	4	11	0	65
SK		3	-1	13	0	5	0	4	0	16	-1	9	0	75
FI		18	4	33	-4	15	-1	12	1	51	0	27	0	22
SE		19	0	24	-4	13	2	18	5	43	-4	31	7	26
UK		18	2	25	-1	15	0	8	1	43	1	23	1	34

Q2b.6 Could you tell me to what extent each of the following reasons explains your rating of the independence of the justice system in (OUR COUNTRY): **The status and position of judges sufficiently guarantee their independence (%)**

		Very much		Somewhat		Not really		Not at all		Total 'Explains'		Total 'Doesn't explain'		Don't know
		January 2019	Diff. January 2019 - January 2018	January 2019	Diff. January 2019 - January 2018	January 2019	Diff. January 2019 - January 2018	January 2019	Diff. January 2019 - January 2018	January 2019	Diff. January 2019 - January 2018	January 2019	Diff. January 2019 - January 2018	
EU28		20	1	24	-1	7	0	2	0	44	0	9	0	47
BE		18	1	30	-4	8	2	3	0	48	-3	11	2	41
BG		5	2	16	1	5	-1	4	1	21	3	9	0	70
CZ		16	1	24	2	4	-4	3	0	40	3	7	-4	53
DK		34	-3	39	4	4	-1	2	0	73	1	6	-1	21
DE		43	4	21	-4	5	0	1	-1	64	0	6	-1	30
EE		21	-3	19	-3	5	0	2	-2	40	-6	7	-2	53
IE		29	6	32	-1	7	-3	3	0	61	5	10	-3	29
EL		10	0	29	-3	13	2	2	-1	39	-3	15	1	46
ES		13	0	12	-4	7	1	3	0	25	-4	10	1	65
FR		17	4	30	-2	7	-1	2	0	47	2	9	-1	44
HR		3	-1	9	-4	3	0	3	1	12	-5	6	1	82
IT		6	-1	23	4	5	1	1	1	29	3	6	2	65
CY		16	3	28	-1	6	2	3	-2	44	2	9	0	47
LV		14	1	19	-2	7	0	3	1	33	-1	10	1	57
LT		9	1	23	0	7	0	6	0	32	1	13	0	55
LU		20	-6	36	2	7	3	2	0	56	-4	9	3	35
HU		11	0	20	-4	6	-1	3	1	31	-4	9	0	60
MT		23	5	16	2	9	1	2	0	39	7	11	1	50
NL		28	-2	35	-3	6	0	1	-1	63	-5	7	-1	30
AT		40	-2	30	4	7	2	3	-1	70	2	10	1	20
PL		9	-2	19	-1	6	-1	2	0	28	-3	8	-1	64
PT		7	-2	18	-3	5	-1	9	-2	25	-5	14	-3	61
RO		8	-2	19	-5	6	-1	3	1	27	-7	9	0	64
SI		9	0	20	4	3	-1	2	0	29	4	5	-1	66
SK		5	0	15	0	4	0	2	-1	20	0	6	-1	74
FI		27	0	40	4	8	-2	4	0	67	4	12	-2	21
SE		29	4	34	0	7	1	3	0	63	4	10	1	27
UK		21	-1	31	3	10	0	3	0	52	2	13	0	35